

# PCB TER. BLOCK HIGH CURRENT ( 65-125 A)



## BCESK116\*, BCESKW\*, BCESK150\* SERIES. 10.16 to 20.32 mm. PCB Type.

### General Features

- Available in 2 through 24 circuits
- High reliability structure of wires connections and Professional applications
- Side and top wires entry
- Meet IEC 60998 and UL 1059 requirements and are approved by UL and VDE

### Materials

- Insulator: PA66 UL 94 V-0
- Contact: Electrolytic copper tin plated
- Screw: High-strength steel alloys M 4 zinc plated (M5 for BCESK150V Series)
- Operating temperature: -40°C to +105°C
- RoHS compliant

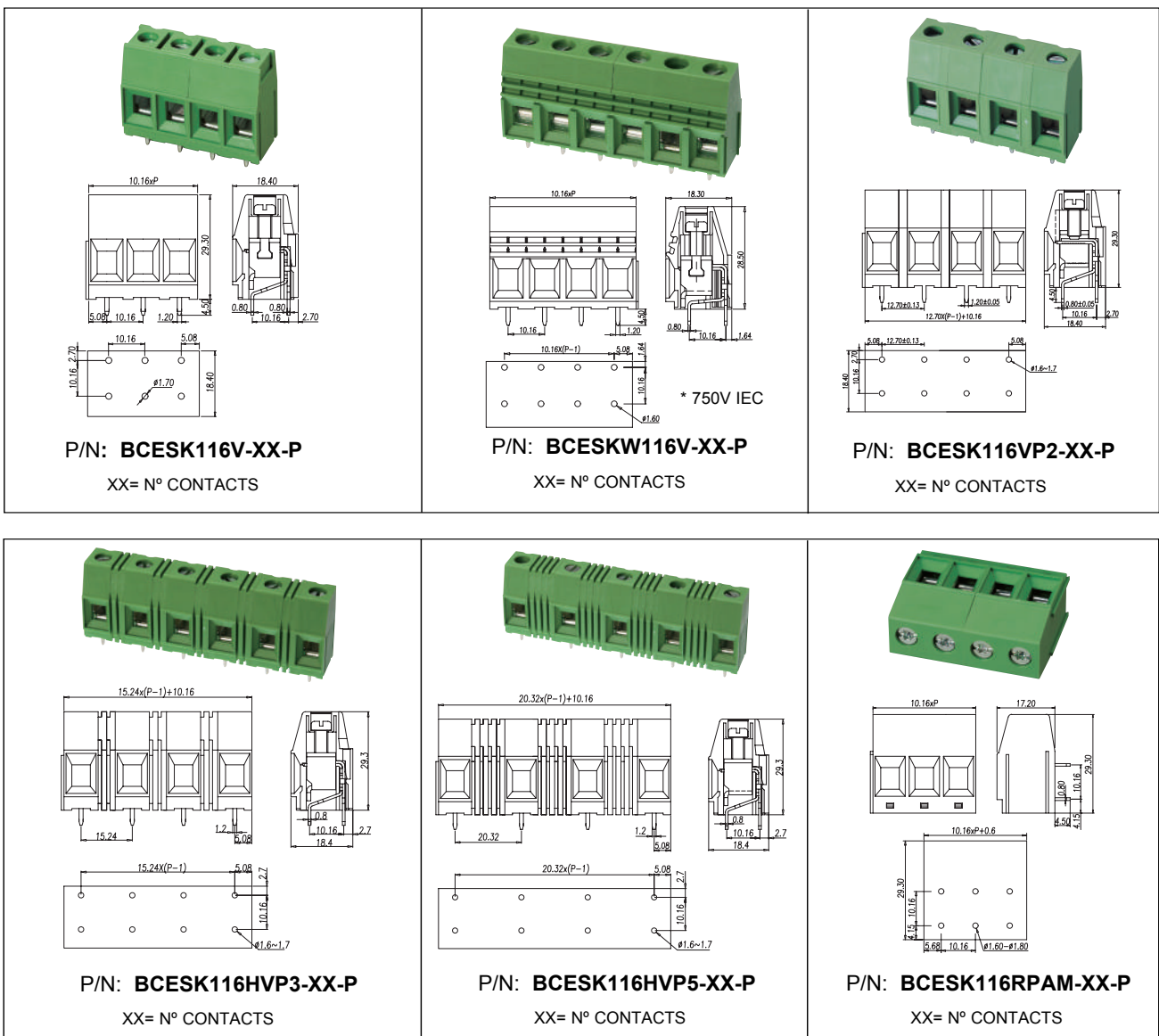
### Electrical Features

- Voltage rating: 300 V UL / 1000 V IEC
- Rated current: 65 A UL / 57 A IEC
- Contact resistance: < 20 mΩ
- Rated surge voltage: 2200 V UL / 8000 V IEC
- Insulation resistance: >500 MΩ

### Mechanical features

- Wire strip length: 10.00 to 11.00 mm. (15mm. BCESK150 Ser.)
- Conductor cross-section: AWG 20-6 (AWG 20-2 BCESK150 Series)
- Torque (N·m): 1.76 ; 3.80 for BCESK150 Series and 2.30 for BCESKW116V
- Durability: 25 cycles

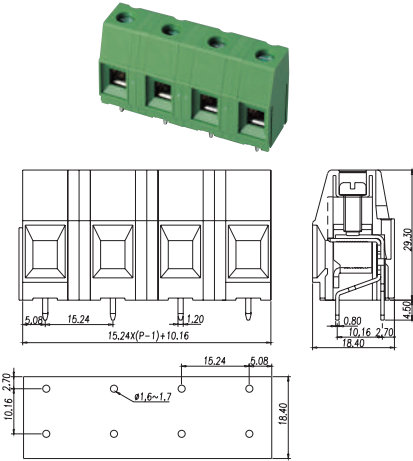
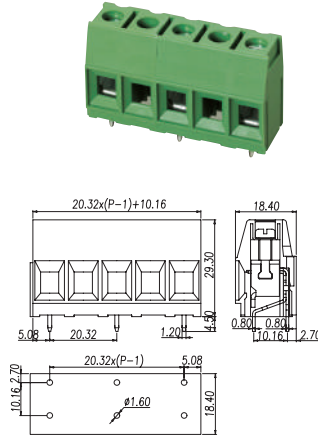
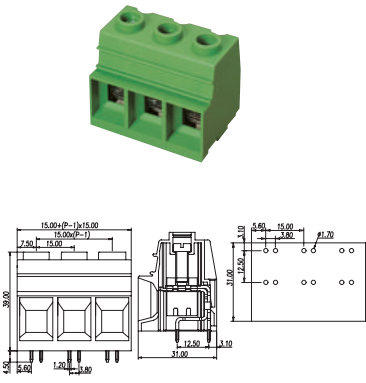
### Dimension Information



# PCB TER. BLOCK HIGH CURRENT ( 65-125 A)



## BCESK116\*, BCESKW\*, BCESK150\* SERIES. 10.16 to 20.32 mm. PCB Type.

 <p>P/N: <b>BCESK116VP3-XX-P</b> XX= N° CONTACTS</p>	 <p>P/N: <b>BCESK116VP5-XX-P</b> XX= N° CONTACTS</p>	 <p>* 115A UL - 125 AIEC P/N: <b>BCESK150V-XX-P</b> XX= N° CONTACTS</p>
---	---	--

 <p>* 115A UL - 125 AIEC P/N: <b>BCESK150VM-XX-P</b> XX= N° CONTACTS</p>		
--	--	--

--	--	--