

1

2

3

4

5

6

7

A

Part Number configuration:

**9601S - LLL\* - S\* - C\*- 28**

\* **LLL = Length in cm.**

LLL for more 10 mts.  
LLL = **A15** (15 mts.)  
LLL = **A25** (25 mts.)

\* **S = Shielded Options.**

**S = 0.** Without shielding (UTP)  
**S = 1.** With shielding (F/FTP)

\* **C = Colour.**

**C = G.** Grey  
**C = B.** Black

(Consult Sales office)

Notes:

1. Electronic test: 100% open, short&miss wire test.
2. Conductor resistance: 5 ohms Max.  
Insulator resistance: 5M ohms Min.
3. Hi-Pot: DC 300V 0.01 Sec.
4. Cable marking:

F

G

**Cable Options: \*(Check P/N. Configuration)**

Cable F/UTP Cat.6a round patch (28AWG(7/0.12mm BC, Short type Rj45 connector, molded, PVC Jacket, OD: 4.8 mm


Cable UTP Cat.6a round patch (28AWG(7/0.12mm BC, Short type Rj45 connector, molded, PVC Jacket, OD: 3.8 mm

**Molding:** 45p PVC, molding housing, color optional

**Plug:** RJ45 8p8c shielded pin gold plated 1μ" Ni plated Shell

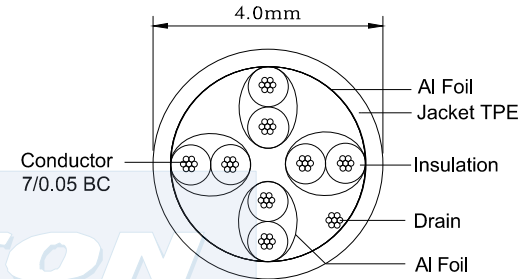
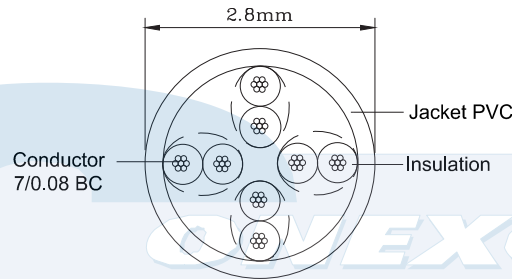
H

Length=L±T Cm



**S=0**

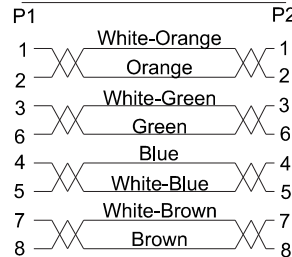
**S=1**



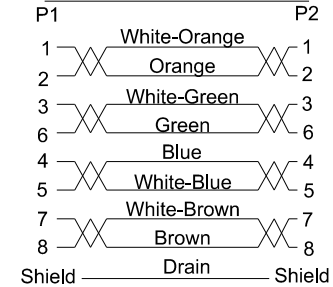
**UTP**

**F/FTP**

WIRING T568B



WIRING T568B



**Series 9601S: Cat. 6a UTP / F/FTP Cable**



Scale	N/A	Sheet
Unit	MM	
		1/1

1

2

3

4

5

6

7

A

B

C

D

E

F

G

H