

DUAL ROW VERTICAL PIN HEADER



8419 SERIES. 2.54 x 2.54 mm. (0.100 x 0.100") pitch. Machined contact.

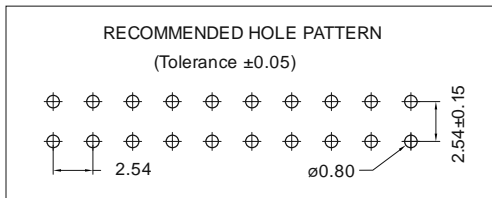
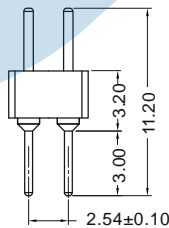
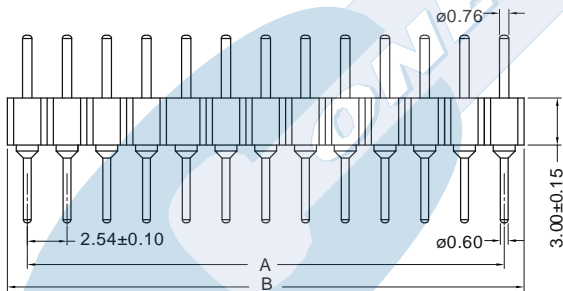
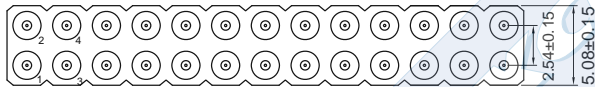
General Features

- Available in 4 through 80 circuits
- Mates with sockets 2.54 mm pitch 8411, 8415 and 8417 series
- 0.76 mm round in pin contact area with different plating and 0.60 mm in solder Pcb area

Materials

- Insulator: PPS black + 30% GF UL 94 V-0
- Contact: Brass
- Operating temperature. -40°C to +105°C
- RoHS compliant

Dimension Information




Electrical Features

- Voltage rating: < 250V
- Current rating: < 3 A
- Contact resistance: < 10 mΩ
- Dielectric withstanding Voltage: 1000 V AC/minute
- Insulation resistance: >1000 MΩ

Mechanical Features

- Pin retention force to insulator: > 0.80 Kgf
- Durability: 500 Cycles



Ordering Information:

8419 - T- XX- 1

1 2 3 4

1. Connector Series

2. (T) Contact Plating

- T = 3. gold flash over 30-50μ" Ni overall
Recommended Finish
- T = 15. 15μ" selec. gold over 30-50μ" Ni overall
- T = 16. 30μ" selec. gold over 30-50μ" Ni overall

3. (XX) Number of circuits

- Available in 4 through 80 circuits

DIMENSIONS:

$$A = 2.54 \left(\frac{XX}{2} - 1 \right) \quad B = 2.54 \left(\frac{XX}{2} \right) + 0.40$$

XX = Number of circuits