

SIDE ENTRY PCB JACK FCC-68



7620 SERIES. Right angle PCB jack.


General Features

- Available in 4/4, 6/4, 6/6, 8/8 and 10/10 circuits
- Standard telephone jack FCC-68
- Low profile 11.50 mm
- Accept standard plugs FCC-68
- Selective gold plating with different plating
- Bifurcated plastic foot print

Materials

- Insulator: Thermoplastic UL 94V-0
- Contact: 0.35 mm thickness phosphor bronze
- Operating temperature. -25°C to + 85°C
- RoHS compliant

Dimensional Information



Electrical Features

- Voltage rating: < 125V
- Current rating: < 1.50 A
- Contact resistance: < 20 mΩ
- Dielectric withstanding voltage: 300 V AC/minute
- Insulation resistance: >1000 MΩ

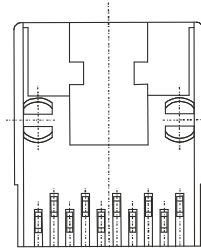
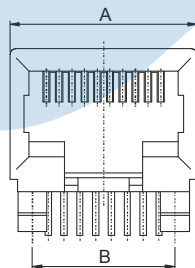
Mechanical Features

- Durability: 1000 cycles

Circuits	Part Number	Dimensions		
		A	B	C
4/4	7620 – T441	11.21 (0.442)	7.62 (0.300)	3.81 (0.150)
6/4	7620 – T641	12.96 (0.511)	10.16 (0.400)	6.35 (0.250)
6/6	7620 – T661	12.96 (0.511)	10.16 (0.400)	6.35 (0.250)
8/8	7620 – T881	15.24 (0.600)	11.43 (0.450)	8.89 (0.350)
10/10	7620 – T101	15.24 (0.600)	11.43 (0.450)	11.43 (0.450)

T = Plating Options

- T = 4. 6μ" gold over nickel
- T = 5. 15μ" gold over nickel
- T = 6. 30μ" gold over nickel
- T = 7. 50μ" gold over nickel



RECOMMENDED HOLE PATTERN

