

# 3.00 mm. DUAL ROW TOP ENTRY HEADER



## 5757 SERIES. 3.00 x 3.00 mm. (0.118 x 0.118") pitch.

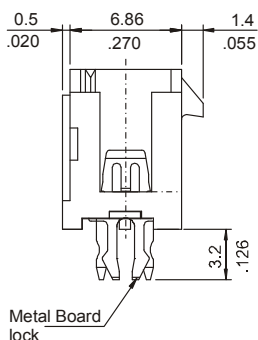
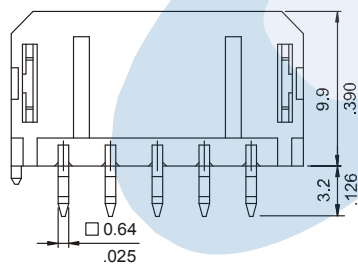
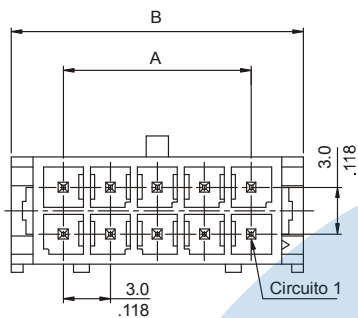
### General Features

- Available in 2 through 24 circuits
- Mates with 3.00 mm. crimp housing 5740 series
- Tin plated 0.64 mm. square pin
- Fully shrouded with polarized slot. Positive lock
- With metallic board lock

### Materials

- Insulator: Nylon 6T UL 94 V-0
- Contact: Tin plated brass
- Operating temperature: -40°C to +105°C
- RoHS compliant

### Dimensional Information




### Electrical Features

- Voltage rating: < 250V
- Current rating: < 5 A
- Contact resistance: < 10 mΩ
- Dielectric withstanding voltage: 500 V AC/minute
- Insulation resistance: >1000 MΩ

### Mechanical Features

- Pin retention force to insulator: > 1,50 Kgf
- Durability: 25 cycles



Circuits	Part Number	Dimensions	
		A	B
2	5757 - 2021	-	6.70 (.264)
4	5757 - 2041	3.00 (.118)	9.70 (.382)
6	5757 - 2061	6.00 (.236)	12.70 (.500)
8	5757 - 2081	9.00 (.354)	15.70 (.618)
10	5757 - 2101	12.00 (.472)	18.70 (.657)
12	5757 - 2121	15.00 (.591)	21.70 (.854)
14	5757 - 2141	18.00 (.709)	24.70 (.972)
16	5757 - 2161	21.00 (.827)	27.70 (1.091)
18	5757 - 2181	24.00 (.945)	30.70 (1.209)
20	5757 - 2201	27.00 (1.063)	33.70 (1.327)
22	5757 - 2221	30.00 (1.181)	36.70 (1.445)
24	5757 - 2241	33.00 (1.299)	39.70 (1.563)

