

2.50 mm. SINGLE ROW NANO POWER HOUS.



5720 SERIES. 2.50 mm. (0.098") pitch. Receptacle housing.

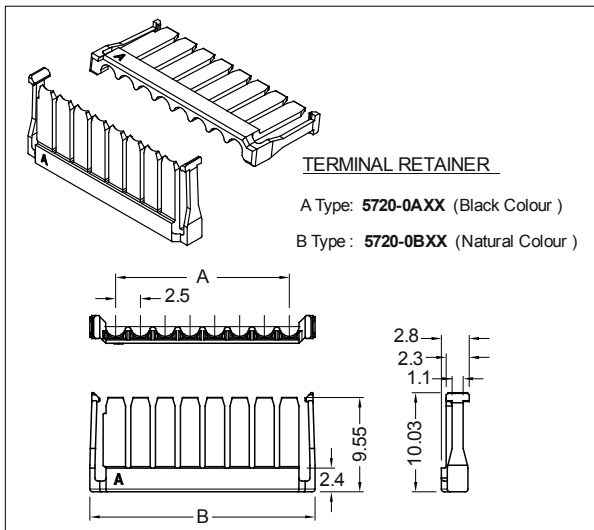
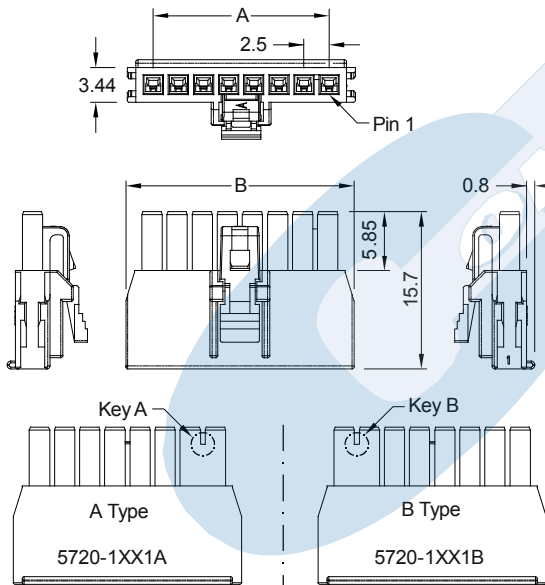
General Features

- Available in 2 through 8 circuits
- Mates with 2.50 mm. pin header 5721 and 5722 series
- Polarised with positive locking system and polarising key A or B. Allows wire to PCB connections
- Use crimp terminal 5724 and 5726 series
- Applicable panel thickness: 0.80 to 2.0 mm
- Accept terminal retainer P/N: **5720-0XXX**

Materials

- Insulator: Nylon 6T UL 94 V-0
- Operating temperature: -40°C to +105°C
- RoHS compliant

Dimensional Information

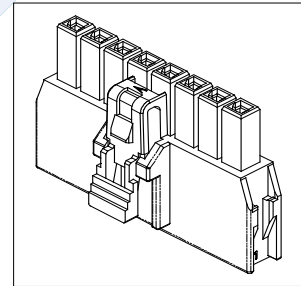


Electrical Features

- Voltage rating: < 250V
- Current rating: < 4 A
- Contact resistance: < 20 mΩ
- Dielectric withstanding voltage: 500 V AC/minute
- Insulation resistance: >1000 MΩ

Mechanical Features

- Contact retention force to the housing: < 2.50 Kgf
- Insertion force to header: < 0.70 Kgf/pin
- Withdrawal force from header: < 0.15 Kgf/pin
- Durability: 25 cycles



Ordering Information:

5720 - 1- XX- 1- P

1 2 3

1. Connector Series

2. (XX) Number of circuits

- Available in 2 through 8 circuits

3. (P) Polarising Options

- P = A. Polarising A Type (Black Colour)
- P = B. Polarising B Type (Natural Colour)

Dimensions: (In mm.)

A = 2.50 x (XX*-1)

B = 2.50 x (XX*)+2.70

* XX (Number of circuits)