

D/ ROW SIDE ENTRY SMT SHRUNK HEADER



5392 SERIES. 2.54 x 2.54 mm. (0.100 x 0.100") pitch. Eject latch levers.

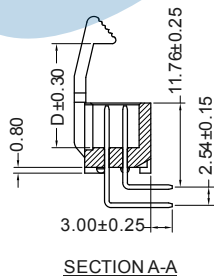
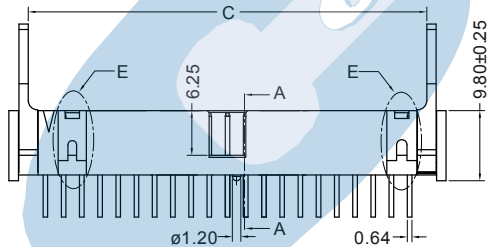
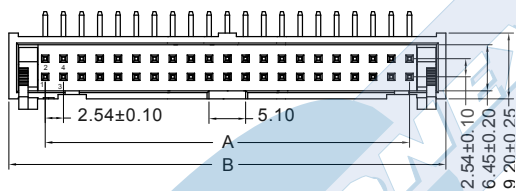
General Features

- Available in 6, 8, 10, 14, 16, 20, 26, 30, 34, 40, 50, 60 and 64 circuits
- Mates with 2.54 mm. IDC connectors 5435 series
- Gold plated 0.64 mm. square pin
- Fully shrouded with polarized slot
- Metallic Long and short latch levers on the side

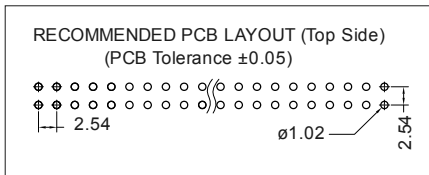
Materials

- Insulator: PBT UL 94V-0
- Terminal: Brass
- Latch: Zinc alloy nickel plated
- Operating temperature. -25°C to +85°C
- RoHS compliant

Dimension Information



DIMENSIONS	D
Long latch	14.55
Short latch	10.65




Electrical Features

- Voltage rating: < 250V
- Current rating: < 2 A
- Contact resistance: < 20 mΩ
- Dielectric withstanding Voltage: 500 V AC/minute
- Insulation resistance: >1000 MΩ

Mechanical Features

- Pin retention force to insulator: > 1.20 Kgf
- Durability: 50 Cycles



Ordering Information:

5392 - T- XX- S
 1 2 3 4

1. Connector Series

2. (T) Contact Plating

- T = 2. Tin plated
- T = 3. Gold flash over nickel
Recommended Finish
- T = 5. 15μ" gold over nickel
- T = 6. 30μ" gold over nickel

3. (XX) Number of circuits

- Available in 6 through 64 circuits

4. (S) Latch Type

- S = 1. Short latch
- S = 2. Long latch

Dimensions: (In mm.)

$$A = 2.54 \left(\frac{XX}{2} - 1 \right) \quad B = 2.54 \left(\frac{XX}{2} \right) + 5.08 \quad C = 2.54 \left(\frac{XX}{2} \right) + 2.24$$

(XX) = Number of circuits