

DUAL ROW SIDE ENTRY BOX HEADER



4437 SERIES. 2.00 x 2.00 mm. (0.079 x 0.079") pitch.

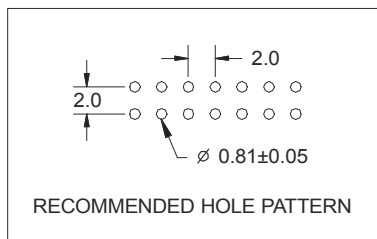
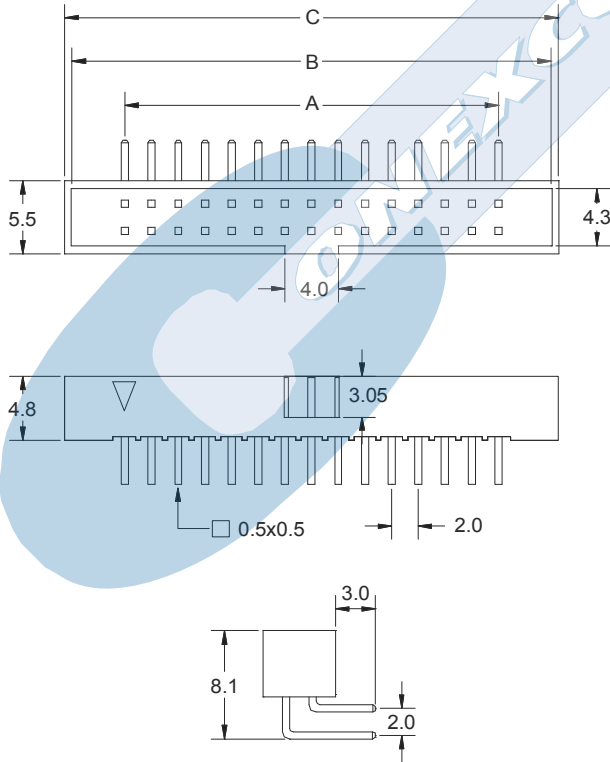
General Features

- Available in 6, 8, 10, 12, 14, 16, 20, 22, 24, 26, 30, 34, 40, 44, and 50 circuits
- Mates with 2.00 mm. IDC connectors 2051 series
- Gold plated 0.50 mm square pin
- Fully shrouded with polarized slot.

Materials

- Insulator: LCP, glass reinforced, rated UL 94V-0
- Terminal: gold plated brass
- Operating temperature. -25°C to +85°C
- RoHS compliant

Dimension Information




Electrical Features

- Voltage rating: < 250V
- Current rating: < 1 A
- Contact resistance: < 30 mΩ
- Dielectric withstanding Voltage: 500 V AC/minute
- Insulation resistance: >1000 MΩ

Mechanical Features

- Durability: 50 Cycles



Ordering Information:

4437 - T- XX- 0
 1 2 3 4

1. Connector Series

2. (T) Contact Plating

- T = 2. Tin plated
- T = 3. Gold flash over nickel
Recommended Finish

- T = 5. 15μ" gold over nickel
- T = 6. 30μ" gold over nickel

3. (XX) Number of circuits

- Available in 6 through 50 circuits

Dimensions: (In mm.)

$$A = 2.00 \left(\frac{XX}{2} - 1 \right) \quad B = 2.00 \left(\frac{XX}{2} \right) + 4.60 \quad C = 2.00 \left(\frac{XX}{2} \right) + 6.00$$

(XX) = Number of circuits