

SINGLE ROW SIDE ENTRY PIN HEADER



3911 SERIES. 3.96 mm (0.156") pitch.

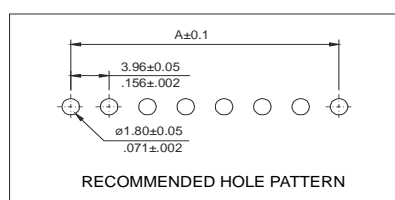
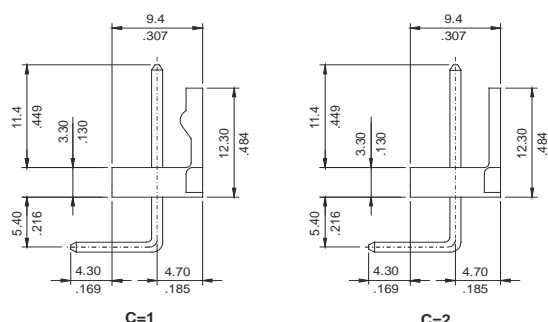
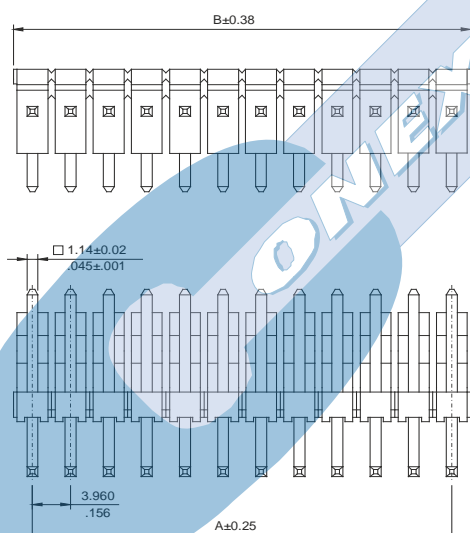
General Features

- Available in 2 through 24 circuits
- Mates with PCB sockets 3970 and 3971 series and wire housing 3940, 3930 and 2631 series
- 1.14 mm. square pin
- Polarised with friction lock
- Available with flat back for polarization

Materials

- Insulator: Glass filled polyester UL 94 V-0
- Contact: brass
- Operating temperature: -40°C to +105°C
- RoHS compliant

Dimensional Information




Electrical Features

- Voltage rating: < 250V
- Current rating: < 5 A
- Contact resistance: < 20 mΩ
- Dielectric withstanding voltage: 1500 V AC/minute
- Insulation resistance: >1000 MΩ

Mechanical Features

- Pin retention force to insulator: > 2.00 Kgf
- Durability: 25 cycles



Ordering Information:

3911 - T - XX - C
1 2 3 4

1. Connector Series

2. (T) Contact Plating

- T = 2. Tin plated
Recommended Finish

3. (XX) Number of circuits

- Available in 2 through 24 circuits

4. (XX) Connector Options

- C=1. With fixing ribs
- C=2. Without fixing ribs

Dimensions: (In mm.)

A = 3.96 x (XX*-1)

B = 3.96 x (XX*)

* XX (Number of circuits)