

# SINGLE ROW SIDE ENTRY PIN HEADER



## 3883 SERIES. 3.96 mm (0.156") pitch.

### General Features

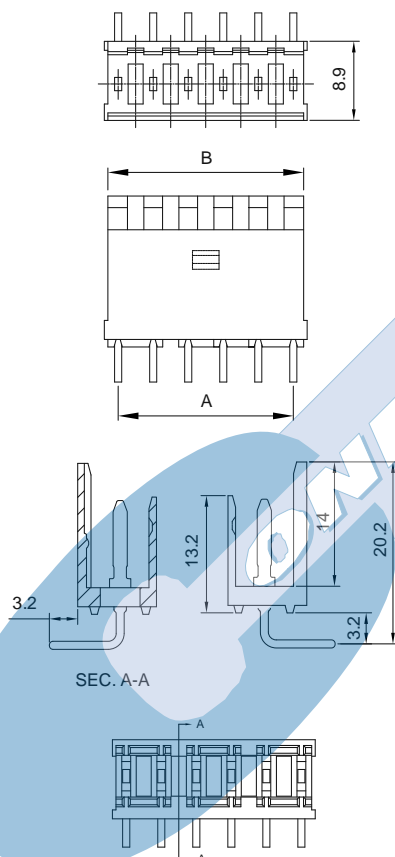
- Available 2, 4, 6, 8, 10 and 12 circuits
- Mates with wire housing 3880 series
- Polarized with positive lock

### Materials

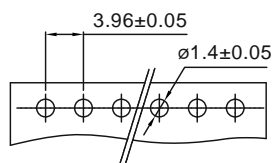
### Electrical Features

- Voltage rating: < 250V
- Current rating: < 5 A
- Contact resistance: < 20 mΩ
- Dielectric withstanding voltage: 1500 V AC/minute
- Insulation resistance: >1000 MΩ


### Mechanical Features



Tolerances are non cumulative  $\pm 0.05$



RECOMMENDED PCB LAYOUT  
(PCB THK=1.0~1.6)



### Ordering Information:

**3883 - T- XX- 1**  
1 2 3

#### 1. Connector Series

#### 2. (T) Contact Plating

- T = 2. Tin plated  
Recommended Finish

#### 3. (XX) Number of circuits

- Available in 2 through 12 circuits

Dimensions: (In mm.)

A = 3.96 x (XX\*-1)

B = 3.96 x (XX\*)-1.64

\* XX (Number of circuits)