

DUAL ROW CRIMP CONNECTOR HOUSING



2652 SERIES. 2.54 mm (0.100") pitch.

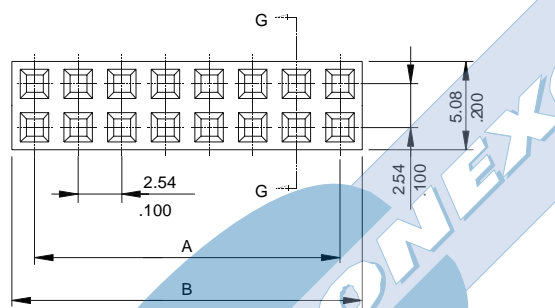
General Features

- Available in 4 through 40 circuits
- Mates with pin header 2.54 mm pitch,
- Accept 0.64 square pin
- Stackable row by row and end to end
- Use crimp terminal 2653 and 2663 series


Materials

- Insulator: PPO UL 94 V-1
- Operating temperature: -40°C to +105°C
- RoHS compliant
-

Dimension Information

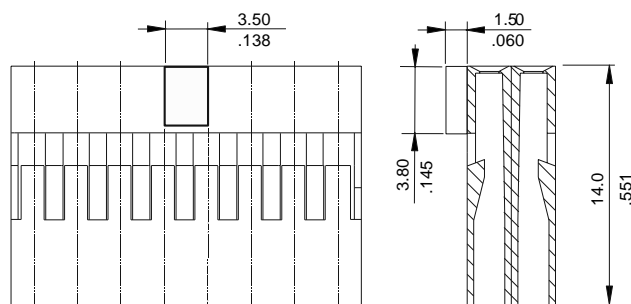


WITHOUT POLARIZING RIB



SEC. G-G

WITH POLARIZING RIB




SEC. G-G

Electrical Features

- Voltage rating: < 250V
- Current rating: < 3 A
- Contact resistance: < 20 mΩ
- Dielectric withstanding voltage: 1000 V AC/minute
- Insulation resistance: >1000 MΩ

Mechanical features

- Contact retention force to the housing: > 1.5 Kgf
- Insertion force to header: < 0.50 Kgf/pin
- Withdrawal force from header: < 0.10 Kgf/pin
- Durability: 25 cycles



Ordering Information:

2652 - P- XX- 1
1 2 3

1. Connector Series

2. (P) Polarizing Options

- P = 2. With polarizing rib
- P = 3. Without polarizing rib

3. (XX) Number of circuits

- Available in 2 through 40 circuits

DIMENSIONS

$$A = 2.54 \left(\frac{XX}{2} - 1 \right) \quad B = 2.54 \left(\frac{XX}{2} \right)$$

(XX) = Number of circuits