

DUAL ROW VERTICAL PIN HEADER



2569 SERIES. 2.54 mm (0.100") pitch.

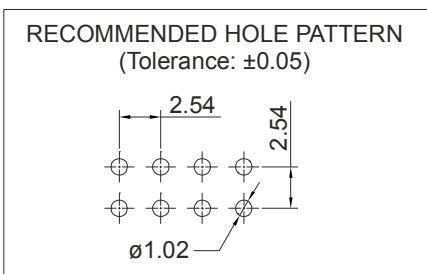
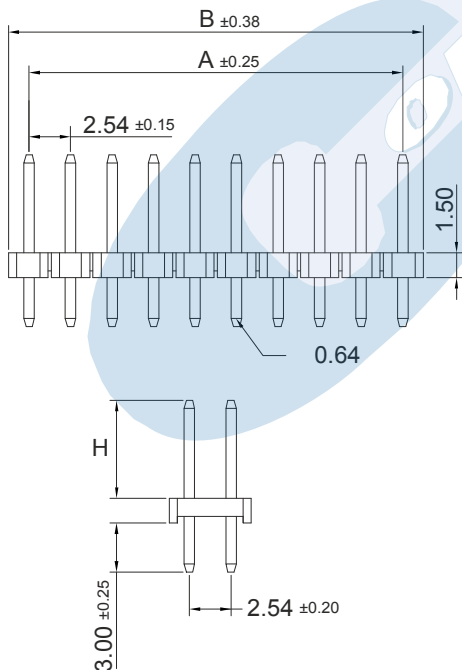
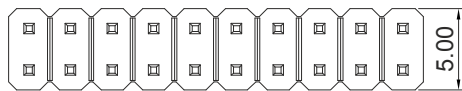
General Features

- Available in 2 through 40 circuits
- Mates with sockets 2.54 mm pitch 2201, 5453, 2202, 2444, 2470, 2248, 5452, 5552, 5458, 5408, 5459, 5455, 5454, 5472, 5474, 2199, 2203, 2472, 5425, 5356, 2576, 5456, 2471 series
- 0,64 mm. square pin with different plating
- Different pin length available. Consult Sales Office

Materials

- Insulator: PBT UL 94 V-0
- Contact: brass
- Operating temperature: -40°C to +105°C
- RoHS compliant

Dimensional Information

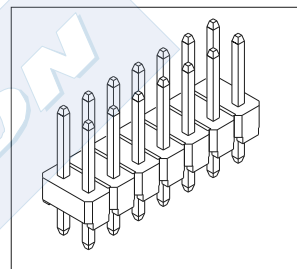


Electrical Features

- Voltage rating: < 250V
- Current rating: < 3 A
- Contact resistance: < 20 mΩ
- Dielectric withstanding voltage: 600 V AC/minute
- Insulation resistance: >1000 MΩ
- Capacitance: < 2 pF at 1 KHz

Mechanical Features

- Pin retention force to insulator: > 0,50 Kgf
- Durability: 50 cycles



Ordering Information:

2569 - T - XX - C
 1 2 3 4

1. Connector Series

2. (T) Contact Plating

- T = 2. Tin plated
- T = 3. Gold flash over nickel
 Recommended Finish
- T = 5. 15µ" gold over nickel
- T = 6. 30µ" gold over nickel
- T = 13. Sel. gold flash over nickel overall
- T = 15. 15µ" sel. gold over nickel overall
- T = 16. 30µ" sel. gold over nickel overall

3. (XX) Number of circuits

- Available in 2 through 80 circuits

5. (C) Pin Dimensions

- C = 1. Dim. H = 6.00 mm.
- C = 2. Dim. H = 2.70 mm.

DIMENSIONS

$$A = 2.54 \left(\frac{XX}{2} - 1 \right) \quad B = 2.54 \left(\frac{XX}{2} \right)$$

(XX) = Number of circuits