

# BOARD TO BOARD SIDE ENTRY CONNECTOR



## 2526 SERIES. 2.54 mm (0.100") pitch.

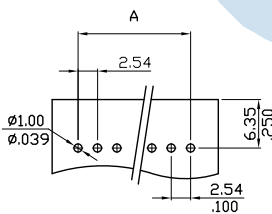
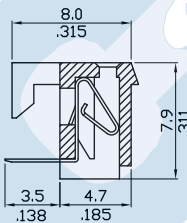
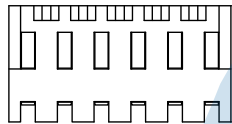
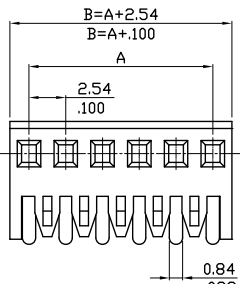
### General Features

- Available in 2 circuits through 25 circuits
- Mates with pin header 2.54 mm
- Accept 0.64 mm. square pin
- Flex contact PCB female terminal

### Materials

- Insulator: Nylon 66 UL 94 V-0
- Contact: Tin plated brass
- Operating temperature: -25°C to +85°C
- RoHS compliant

### Dimension Information



#### RECOMMENDED PCB LAYOUT

(PCB T=1.0~1.6mm)  
(PCB T=.039~.063in)

**Dimensions:** (In mm.)

**A** = 2.54 x (XX\*-1)

**B** = 2.54 x (XX)

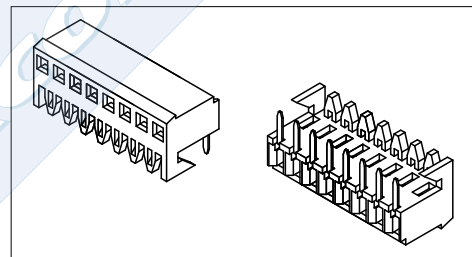
\* **XX** (Number of circuits)

### Electrical Features

- Voltage rating: < 250V
- Current rating: < 3 A
- Contact resistance: < 20 mΩ
- Dielectric withstanding voltage: 800 V AC/minute
- Insulation resistance: >1000 MΩ

### Mechanical Features

- Contact retention force to insulator: > 1.00 Kgf
- Durability: 50 cycles



#### Ordering Information:

**2526 - 2- XX- 1- 1**  
1 2 3

#### 1. Connector Series

#### 2. (T) Contact Plating

- T = 2. Tin plated  
Recommended Finish

#### 3. (XX) Number of circuits

- Available in 2 through 25 circuits

