

# SINGLE ROW TOP ENTRY HEADER



## 2503 SERIES. 2.50 mm. (0.098") Pitch.

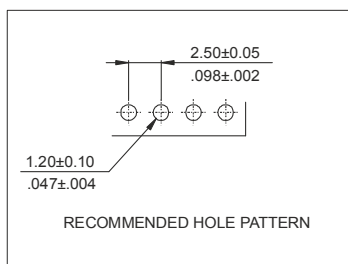
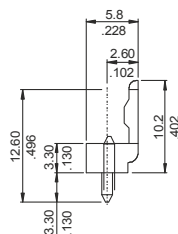
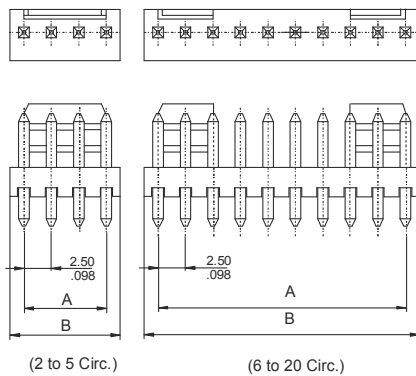
### General Features

- Available in 2 through 16 circuits
- Mates with 2.50 mm. pitch crimp housing 2430 series
- Tin plated 0.64 mm. square pin
- Polarised with locking ramp

### Materials

- Insulator: Nylon 6/6 UL 94 V-0
- Terminal: Tin plated brass
- Operating temperature -25°C to +85°C
- RoHS compliant

### Dimensional Information



### Electrical Features

- Voltage Rating: < 250 V
- Current Rating: < 3 A
- Contact resistance: < 20 mΩ
- Dielectric withstanding voltage: 1000 V AC/minute
- Insulation resistance: >1000 MΩ

### Mechanical Features

- Pin retention force to insulator: > 1.00 Kg
- Durability: 25 cycles



**2503 - 2- XX- 1**  
1 2 3

### 1. Connector Serie

### 3. (XX) Number of circuits

- Available in 2 through 20 circuits

**Dimensions:** (in mm.)

**A** = 2.50 x (XX\*-1)

**B** = 2.50 x (XX\*)

\*XX (Number of circuits)