

# SINGLE ROW TOP ENTRY HEADER



## 2445 SERIES. 2.54 mm (0.100") pitch.

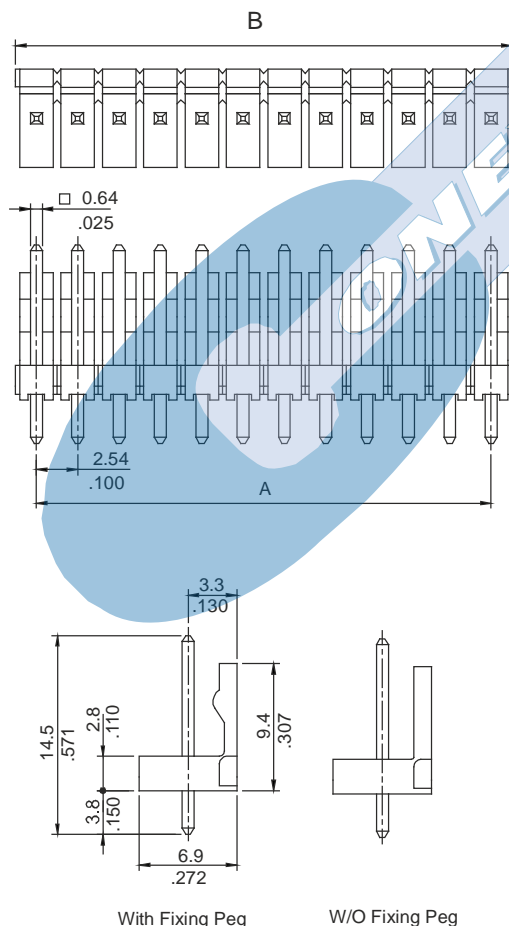
### General Features

- Available in 2 through 36 circuits
- Mates with 2.54 mm crimp housing 2544 series
- 0,64 mm. square pin tin plated
- Easy breakaway to desired circuit size
- Optional: polarized with locking ramp

### Materials

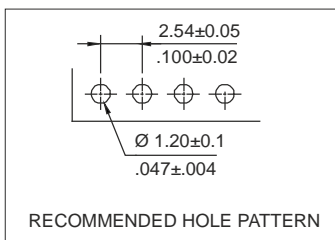
- Insulator: Nylon 66 UL 94 V-2
- Contact: Tin plated brass
- Operating temperature: -25°C to +85°C
- RoHS compliant

### Dimension Information



With Fixing Peg

W/O Fixing Peg




### Electrical Features

- Voltage rating: < 250V
- Current rating: < 3 A
- Contact resistance: < 20 mΩ
- Dielectric withstanding voltage: 1000 V AC/minute
- Insulation resistance: >1000 MΩ

### Mechanical Features

- Pin retention force to insulator: > 1.00 Kgf
- Durability: 25 cycles



### Ordering Information:

**2445 - T- XX- C**  
1            2            3

#### 1. Connector Series

#### 2. (T) Contact Plating

- T = 2. Tin plated

#### 3. (XX) Number of circuits

- Available in 2 through 36 circuits

#### 3. (XX) Number of circuits

- C = 1. With locking ramp
- C = 2. Without locking ramp

Dimensions: (In mm.)

A = 2.54 x (XX\*-1)

B = 2.54 x (XX\*)

\* XX (Number of circuits)