

DUAL ROW TOP ENTRY HEADER



2347 SERIES. 2.54 mm (0.100") pitch.

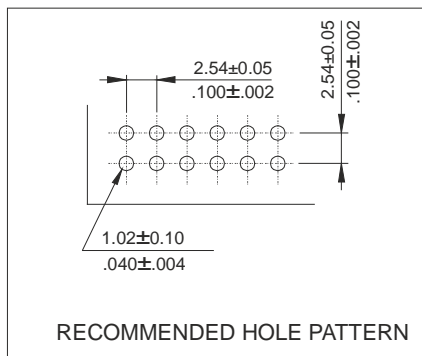
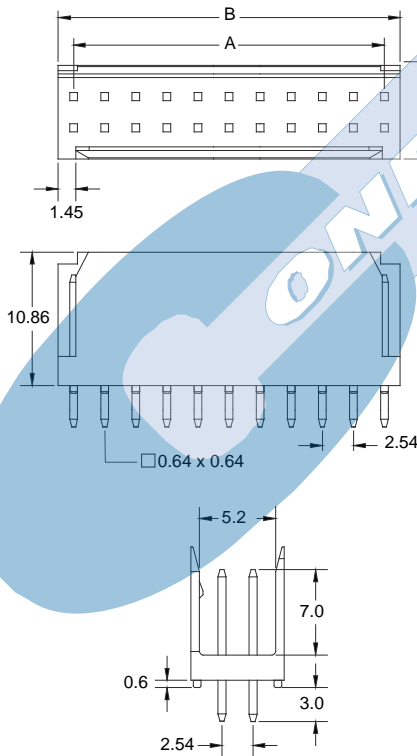
General Features

- Available in 2 through 36 circuits
- Mates with 2.54 mm crimp housing 2350 series
- Tin plated 0,64 mm. square pin
- Fully shrouded with positive lock

Materials

- Insulator: Nylon 66 UL 94 V-0
- Contact: Tin plated brass
- Operating temperature: -25°C to +105°C
- RoHS compliant

Dimension Information




Electrical Features

- Voltage rating: < 250V
- Current rating: < 3 A
- Contact resistance: < 20 mΩ
- Dielectric withstanding voltage: 1000 V AC/minute
- Insulation resistance: >1000 MΩ

Mechanical Features

- Pin retention force to insulator: > 1.00 Kgf
- Durability: 25 cycles



Ordering Information:

2347 - T- XX- 1
 1 2 3 4

1. Connector Series

2. (T) Contact Plating

- T = 2. Tin plated
Recommended Finish
- T = 3. Gold flash over nickel
- T = 5. 15μ" gold over nickel
- T = 6. 30μ" gold over nickel

3. (XX) Number of circuits

- Available in 2 through 36 circuits

DIMENSIONES

$$B = 2.54 \left(\frac{XX}{2} \right) \quad A = 2.54 \left(\frac{XX}{2} - 1 \right)$$

(XX) = Número de circuitos