DIN 41612 MALE F TYPE

2311 SERIES. Male Right Angle PCB Type.

General Features

- Available in 32 (d + z), 32 (b + z rows) and 48 (d + b + z rows)
- Mates with female F Type 2310 series
- Optional extended contact (8.40 mm.)
- Different selective gold plating in contact and tail area

Materials

- Insulator: PBT+GF UL 94 V-0
- Contact: Brass
- Operating temperature. -40°C to + 85°C
- RoHS compliant

Electrical Features

- Voltage rating: < 250 V
- Current rating: < 5.60 A
- Contact resistance: < 15 mΩ
- Dielectric Withstanding Voltage: 1500 V AC/minute
- Insulation Resistance: >1000 MΩ

Mechanical Features

- Insertion force receptacle / plug: < 0.15 Kgf/pin
- Unmating force receptacle / plug: : >0.015 Kgf/pin
- Durability: 50 cycles min. according gold plating thickness

Dimension information

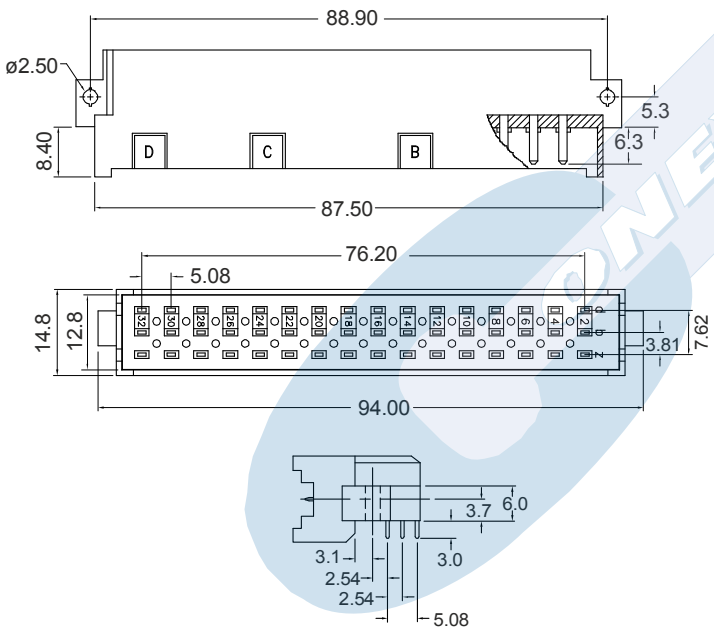

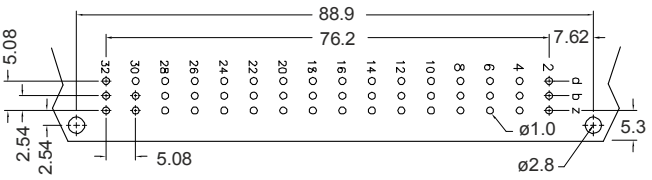

RECOMMENDED PCB LAYOUT

Ordering Information:

2311-	T-	XX-	C
1	2	3	4

1. Connector Series

2. (T) Contact Plating

- T = **3.** Class III
- T = **5.** Class II

3. (XX) Circuits Configuration

- **02.** For 32 circuits (b + z rows)
- **32.** For 32 circuits (d + z rows)
- **48.** For 48 circuits (d + b + z rows)

4. (C) Contact Options
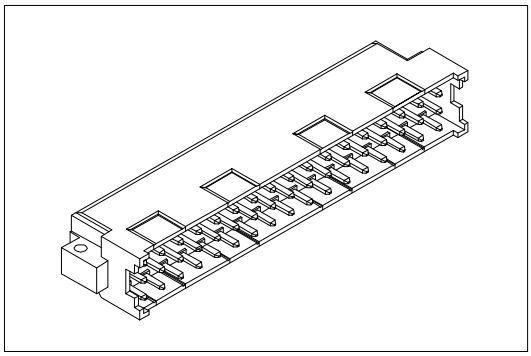
- **1.** Standard pin length contact area 6.90 mm.