

# DUAL ROW VERTICAL SMT SOCKET



## 2280 SERIES. 2.00 x 2.00 mm. (0.079 x 0.079") pitch.

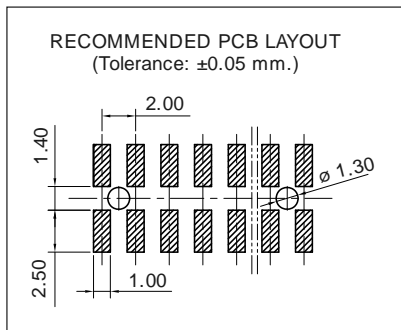
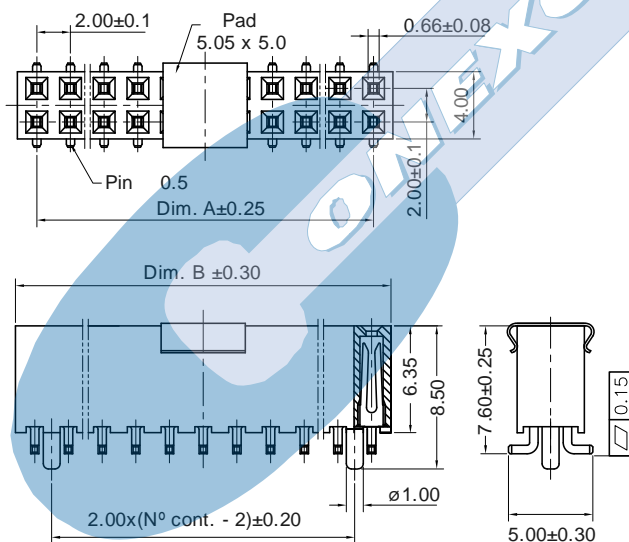
### General Features

- Available in 4 through 80 circuits
- Mates with pin header 2.00 mm. pitch 2026, 2027, 2028, 2029, 2075, 2076, 2160, 2037 and 2177 series
- Accepts 0.50 mm. square pin
- U contact with different plating
- 7.60 mm high
- Optional fixing post

### Materials

- Insulator: Polyester LCP UL 94 V-0
- Contact: phosphor bronze
- Operating temperature: -40°C to +105°C
- RoHS compliant

### Dimension Information



### DIMENSIONS

$$A = 2.00 \left( \frac{XX}{2} - 1 \right) \quad B = 2.00 \left( \frac{XX}{2} \right) + 0.30$$


(XX) = Number of circuits

### Electrical Features

- Voltage rating: < 125V
- Current rating: < 2 A
- Contact resistance: < 20 mΩ
- Dielectric withstanding voltage: 500 V AC/minute
- Insulation resistance: >1000 MΩ
- Capacitance: < 2pF at 1 KHz.

### Mechanical Features

- Insertion force receptacle/plug: < 0,30 Kgf/pin
- Unmating force receptacle/plug: > 0,02 Kgf/pin
- Contact retention force to housing: > 0,300Kgf/pin
- Durability: 50 cycles



### Ordering Information:

**2280-**   **T-**   **XX-**   **S**   **E**  
 1            2            3            4            5

#### 1. Connector Series

#### 2. (T) Contact Plating

- T = 2. Tin plated
- T = 3. Gold flash over nickel  
Recommended Finish
- T = 5. 15μ" gold over nickel
- T = 6. 30μ" gold over nickel
- T = 13. Sel. gold flash over nickel overall
- T = 15. 15μ" sel. gold over nickel overall
- T = 16. 30μ" sel. gold over nickel overall

#### 3. (XX) Number of circuits

- Available in 4 through 80 circuits

#### 4. (S) Fixing Options

- S = 1. Without fixing post
- S = 2. With fixing post

#### 5. (E) Packing Options

- E = 3. Tube + Film
- E = 4. Reel + Film
- E = 5. Tube + Metallic Pad
- E = 6. Reel + Metallic Pad