

# 1.25 mm. FCC/FPC SIDE ENTRY LIF CONNEX.



## 2139 SERIES. 1.25mm (0.049") Pitch.

### General Features

- Available in 3 through 36 circuits
- Low insertion force(LIF) and high retention force
- Accept 0.30 mm thickness FPC
- Easy for FPC installation and reliable operation

### Materials


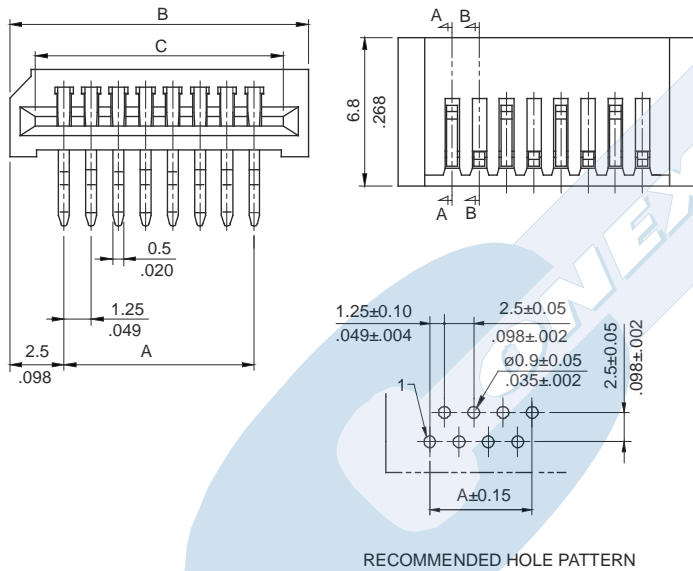
- Body: PBT+15% GF UL 94 V-0
- Contact: Phosphor bronze
- Operating temperature. -40°C to + 85°C
- RoHS compliant

### Electrical Features

- Voltage rating: < 200 V
- Current rating: < 1.00 A
- Contact resistance: < 20 mΩ
- Dielectric Withstanding Voltage: 500 V AC/minute
- Insulation Resistance: >500 MΩ

### Mechanical Features

- Contact retaining force in insulator: > 0.50 Kgf
- FPC withdrawall force: > 0.025 Kgf/contact
- Durability: 20 cycles



### Ordering Information:

**2139 - 2- XX- 1**  
 1            2            3

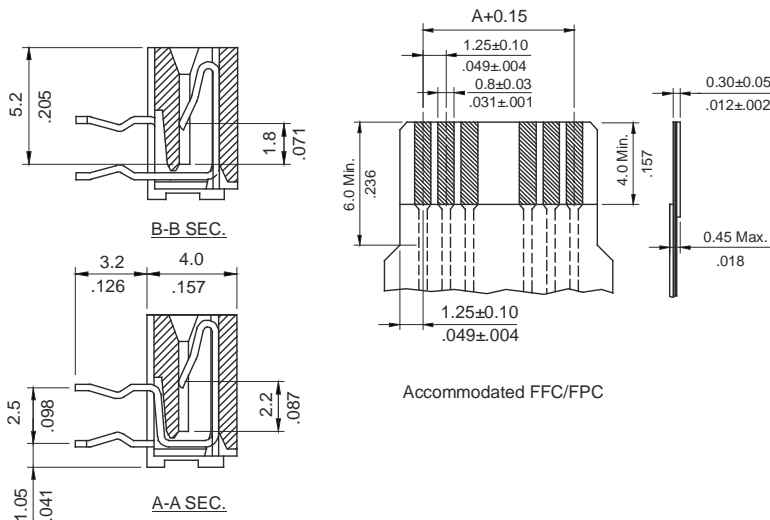
#### 1. Connector Series

#### 2. (T) Contact Plating

- T = 2. Tin plated

#### 3. (XX) Number of circuits

- Available in 3 through 36 circuits



### DIMENSIONS:

A = 1.25 x (xx-1)

B = 1.25 x (xx) + 3.75

C = 1.25 x (xx) + 1.41

\*(XX) = Circuits (3 through 36)