

SINGLE ROW SIDE ENTRY HEADER



2122 SERIES. 2.00 mm. (0.079") pitch.

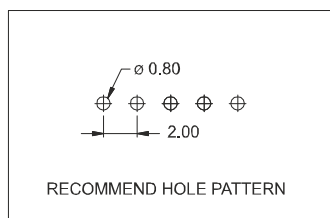
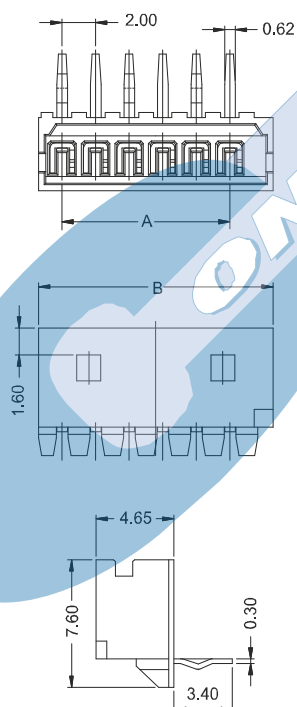
General Features

- Available in 2 through 16 circuits
- Mates with 2.00 mm crimp housing 2120 serie
- Tin plated 0.50 mm square pin
- Fully shrouded with polarized slot

Materials

- Insulator: Nylon 66 UL 94 V-0
- Contact: Tin plated brass
- Operating temperature: -25°C to +105°C
- RoHS Compliant

Dimension Information




Electrical Features

- Voltage rating: < 250 V
- Current rating: < 2 A
- Contact resistance: < 20 mΩ
- Dielectric withstanding voltage: 800 V AC/minute
- Insulation resistance: >100 MΩ

Mechanical Features

- Pin retention force to insulator: > 1.00 Kg
- Durability: 25 cycles



2122 - T- XX- 1
1 2 3 4

1. Connector Serie

2. (T) Contacts Plating

- T = 2. Tin-plated.
RECOMMENDED FINISH

3. (XX) Number of circuits

- Available in 2 through 16 circuits

Dimensions: (In mm.)

A = 2.00 x (XX*-1)

B = 2.00 x (XX*)+2.00

* XX (Number of circuits)