

D/ ROW R/ANGLE PIN HEADER 4.00 mm BASE



2076 SERIES. 2.00 x 2.00 mm (0.079 x 0.079") pitch.

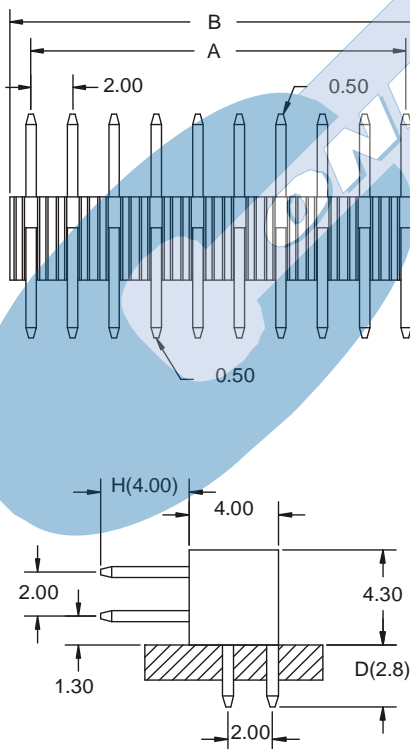
General Features

- Available in 4 through 80 circuits
- Mates with sockets 2.00 mm pitch 2042, 2048, 2049, 2105, 2184, 2194, 2191, 2280, 2172, 2173, 2094, 2095, 2197, 2265 and 2022 series
- 0.50 mm. square pin with different plating
- Available with different pin length. Contact sales office

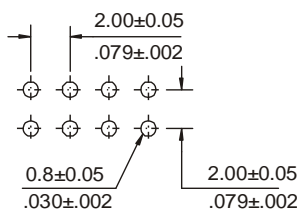
Materials

- Insulator: Polyester nylon 6T UL 94 V-0
- Contact: brass
- Operating temperature: -40°C to +105°C
- RoHS compliant

Dimension Information



RECOMMENDED HOLE PATTERN




Electrical Features

- Voltage rating: < 125V
- Current rating: < 2 A
- Contact resistance: < 20 mΩ
- Dielectric withstanding voltage: 500 V AC/minute
- Insulation resistance: >1000 MΩ
- Capacitance: < 2pF at 1 KHz.

Mechanical Features

- Pin retention force to insulator: > 0.30 Kgf
- Durability: 50 cycles



Ordering Information:

2076- **T-** **XX-** **C**
 1 2 3 4

1. Connector Series

2. (T) Contact Plating

- T = 2. Tin plated
- T = 3. Gold flash over nickel
Recommended Finish
- T = 5. 15μ" gold over nickel
- T = 6. 30μ" gold over nickel
- T = 13. Sel. gold flash over nickel overall
- T = 15. 15μ" sel. gold over nickel overall
- T = 16. 30μ" sel. gold over nickel overall

3. (XX) Number of circuits

- Available in 4 through 80 circuits

4. (C) Pin Dimensions

- C = 1. Dim. H = 4.00 mm.; Dim. D = 2.80 mm.

DIMENSIONS

$$A = 2.00 \left(\frac{XX}{2} - 1 \right) \quad B = 2.00 \left(\frac{XX}{2} \right)$$

(XX) = Number of circuits