

DUAL ROW & BODY R/ANGLE PIN HEADER



1368 SERIES. 1.27 x 1.27 mm (0.050" x 0.050") pitch.

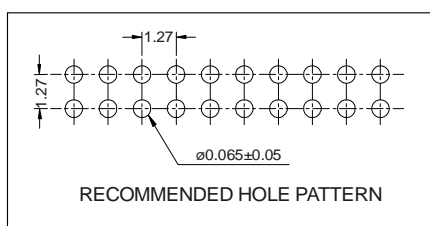
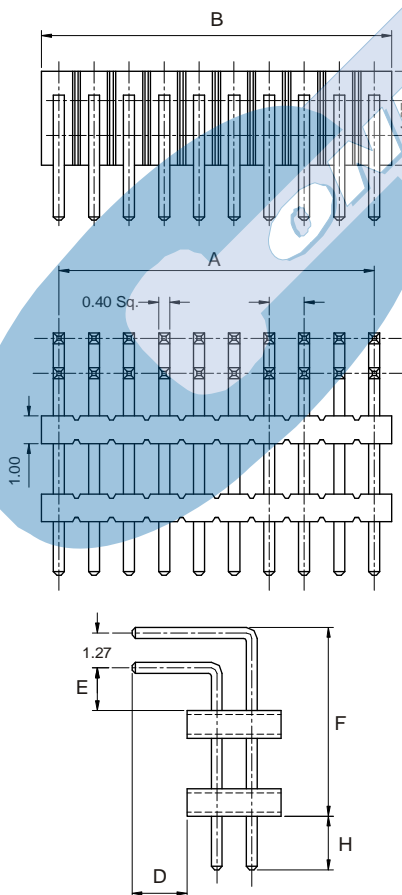
General Features

- Available in 4 through 80 circuits
- Mates with sockets dual row 1.27 mm pitch 1295, 1297, 1305, 1284, 1310, 1314 & crimp or IDC connector series
- 0,40 mm. square pin with different plating
- Available different pin length
- Contact Sales Office

Materials

- Insulator: Polyester LCP UL 94 V-0
- Contact: Brass
- Operating temperature: -40°C to +105°C
- RoHS Compliant

Dimension Information




Electrical Features

- Voltage rating: < 100V
- Current rating: < 1 A
- Contact resistance: < 20 mΩ
- Dielectric Withstanding Voltage: 300 V AC/minute
- Insulation Resistance: >1000 MΩ
- Capacitance: < 2 pF at 1 KHz

Mechanical features

- Pin retention force to insulator: > 0,15 Kgf
- Durability: 50 cycles



Ordering Information:

1368 - T- XX- C
 1 2 3 4

1. Connector Series

2. (T) Contact Plating

- T = 2. Tin plated
- T = 3. Gold flash over nickel
 Recommended Finish
- T = 5. 15μ" gold over nickel
- T = 6. 30μ" gold over nickel

3. (XX) Circuit Size

- Available in 04 through 80 circuits

4. (C) Pin Length

- C = 1. H: 2.20mm; D: 2.00mm; E: 1.00mm; F: 6.63mm

DIMENSIONS:

$$A = 1.27 \left(\frac{XX}{2} - 1 \right) \quad B = 1.27 \left(\frac{XX}{2} \right)$$

XX = Number of circuits