

# DUAL ROW VERTICAL PIN HEADER



## 1362 SERIES. 1.27 x 1.27 mm (0.050" x 0.050") pitch.

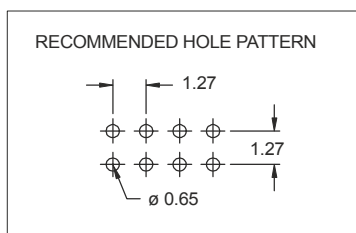
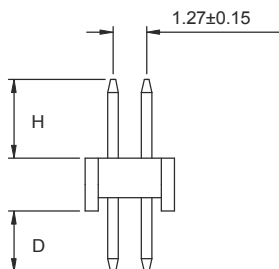
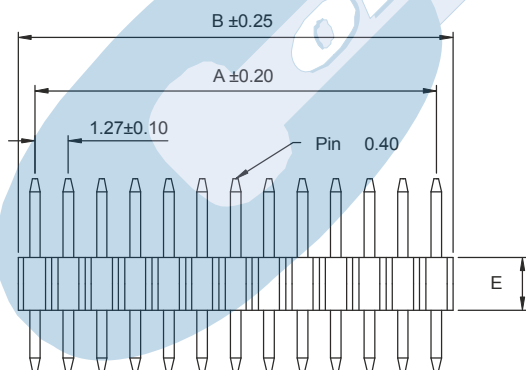
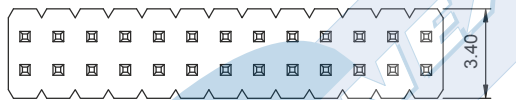
### General Features

- Available in 4 through 80 circuits
- Mates with sockets dual row 1.27 mm pitch 1295, 1297, 1305, 1284, 1310, 1314 and crimp or IDC connector series
- 0,40 mm. square pin with different plating
- Available different pin length.
- Contact Sales Office

### Materials

- Insulator: Polyester LCP UL 94 V-0
- Contact: Brass
- Operating temperature: -40°C to +105°C
- RoHS Compliant

### Dimension Information




### Electrical Features

- Voltage rating: < 100V
- Current rating: < 1 A
- Contact resistance: < 20 mΩ
- Dielectric Withstanding Voltage: 300 V AC/minute
- Insulation Resistance: >1000 MΩ
- Capacitance: < 2 pF at 1 KHz

### Mechanical features

- Pin retention force to insulator: > 0,15 Kgf
- Durability: 50 cycles



### Ordering Information:

**1362 - T- XX- L- C**  
 1            2            3            4            5

#### 1. Connector Series

#### 2. (T) Contact Plating

- T = 2. Tin plated
- T = 3. Gold flash over nickel  
Recommended Finish
- T = 5. 15μ" gold over nickel
- T = 6. 30μ" gold over nickel

#### 3. (XX) Number of circuits

- Available in 04 through 80 circuits

#### 4. (L) Insulator Dimensions

- L = 1. E = 1.00 mm.
- L = 2. E = 1.50 mm.
- L = 3. E = 2.00 mm.

#### 5. (C) Pin Length

- C = 1. H = 3.00mm.; D = 2.30mm
- C = 2. H = 2.00mm.; D = 2.00mm
- C = 3. H = 6.00mm.; D = 3.00mm

### DIMENSIONS:

$$A = 1.27 \left( \frac{XX}{2} - 1 \right) \quad B = 1.27 \left( \frac{XX}{2} \right)$$

XX = Number of circuits