

# 2.00mm STRAIGHT SHROUDED HEADER

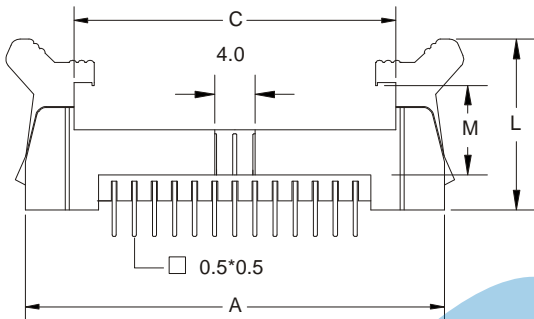
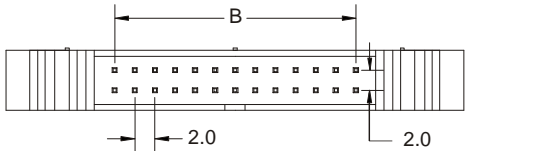


## 4441 SERIES. 2.00 x 2.00 mm. (0.079 x 0.079"). With Eject Latch Levers

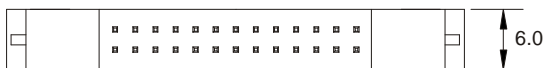
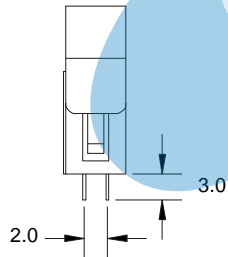
### Features

- Available in 10, 12, 14, 16, 20, 22, 24, 26, 30, 34, 40, 44, 50 and 68 circuits
- Insulator Material: P.B.T UL 94V-0
- Contact Material: 0.50 mm square pin in copper alloy
- Mates with 2039 and 2040 series I.D.C connector
- Short and long latches available
- Fully shrouded. Provides fast connection / disconnection of Flat cable assembly

### Dimensional Information



Latch Type	L	M
Long	19.7	11.5
Short	16.9	8.7



### Ordering and Dimensional Information

Circuit Size	Part Number	Dimensions		
		A	B	C
10	4441-T10B	25,70(1,012)	8,00(0,315)	15,80(0,622)
12	4441-T12B	27,70(1,091)	10,00(0,394)	17,80(0,701)
14	4441-T14B	29,70(1,169)	12,00(0,472)	19,80(0,780)
16	4441-T16B	31,70(1,248)	14,00(0,551)	21,80(0,858)
20	4441-T20B	35,70(1,406)	18,00(0,709)	25,80(1,016)
22	4441-T22B	37,70(1,484)	20,00(0,787)	27,80(1,094)
24	4441-T24B	39,70(1,563)	22,00(0,866)	29,80(1,173)
26	4441-T26B	41,70(1,642)	24,00(0,945)	31,80(1,252)
30	4441-T30B	45,70(1,799)	28,00(1,102)	35,80(1,409)
34	4441-T34B	49,70(1,957)	32,00(1,260)	39,80(1,567)
40	4441-T40B	55,70(2,193)	38,00(1,496)	45,80(1,803)
44	4441-T44B	59,70(2,350)	42,00(1,654)	49,80(1,961)
50	4441-T50B	65,70(2,587)	48,00(1,890)	55,80(2,197)
68	4441-T68B	83,70(3,295)	66,00(2,598)	73,80(2,906)

### T = Contact Plating

- T = 2. Tin plated.
- T = 3. Gold flash over 50µ" nickel  
Recommended Finish
- T = 5. 15µ" gold over 50µ" nickel
- T = 6. 30µ" gold over 50µ" nickel

### X = Latch type

- X = 1. Short. For use without strain relief
- X = 2. Long. For use with strain relief

