

# 2.54mm EDGE CARD CONNECTOR

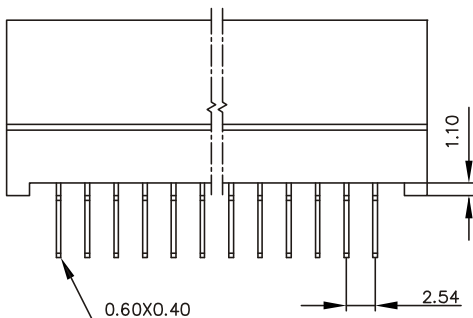
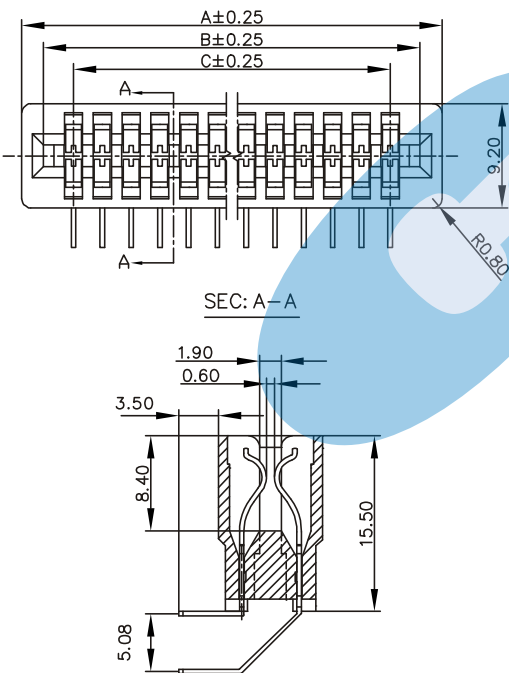
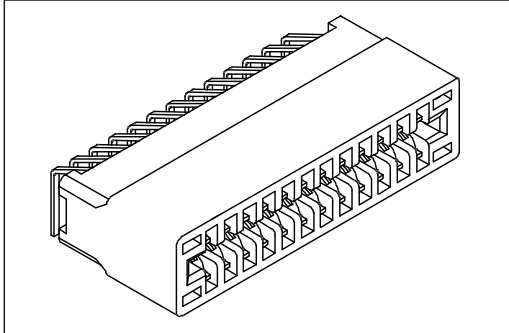


## 5471 SERIES. 2.54mm(0.100"). For PCB Solder.

### Features

- Available 6 to 98 circuits
- Insulator Material: P.B.T. UL 94V-0
- Contact Material: Brass
- Bifurcated anti-lever beam type
- Accept P.C. Board thickness: 1.40mm – 1.60mm
- For easy insertion and extraction to P.C. Board
- Current Rating: 3 Amps.

### Dimensional Information



### Ordering and Dimensional Information

Circuit Size	Part Number	Dimensions		
		A	B	C
2/4	5471 - T021	11.68	7.82	2.54
3/6	5471 - T031	14.22	10.36	5.18
4/8	5471 - T041	16.76	12.90	7.62
5/10	5471 - T051	19.31	15.44	11.16
6/12	5471 - T061	21.84	17.98	12.71
7/14	5471 - T071	24.38	20.52	15.24
8/16	5471 - T081	26.92	23.06	17.78
9/18	5471 - T091	29.46	25.61	20.32
10/20	5471 - T101	32.00	28.14	22.86
11/22	5471 - T111	34.54	31.68	25.40
12/24	5471 - T121	37.18	33.22	27.94
13/26	5471 - T131	39.62	35.76	31.48
14/28	5471 - T141	42.16	38.30	33.02
15/30	5471 - T151	44.70	40.84	35.56
16/32	5471 - T161	47.24	43.38	38.10
17/34	5471 - T171	49.78	45.92	40.64
18/36	5471 - T181	52.32	48.46	43.18
19/38	5471 - T191	54.86	51.11	45.72
20/40	5471 - T201	57.41	53.54	48.26
22/44	5471 - T221	62.48	58.62	53.34
24/48	5471 - T241	67.56	63.70	58.42
25/50	5471 - T251	70.10	66.24	60.96
30/60	5471 - T301	82.80	78.94	73.66
31/62	5471 - T311	85.34	81.48	76.20
32/64	5471 - T321	87.88	84.12	78.74
35/70	5471 - T351	95.50	91.64	86.36
36/72	5471 - T361	98.04	94.18	88.90
40/80	5471 - T401	108.20	104.34	99.06
43/86	5471 - T431	115.82	111.96	106.68
49/98	5471 - T491	138.68	134.82	129.54
50/100	5471 - T501	133.60	129.74	124.46
54/108	5471 - T541	143.76	139.90	134.62

### T = Contact Plating

- T = 2. Tin plated.
- T = 3. Gold flash over 50µ" nickel.  
Recommended Finish
- T = 5. 15µ" gold over 50µ" nickel
- T = 6. 30µ" gold over 50µ" nickel

### RECOMMENDED HOLE PATTERN

