

FLEXIBLE PRINTED CIRCUIT CONNECTOR

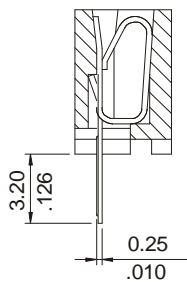
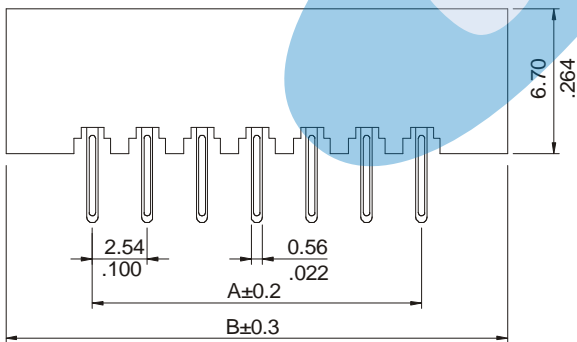
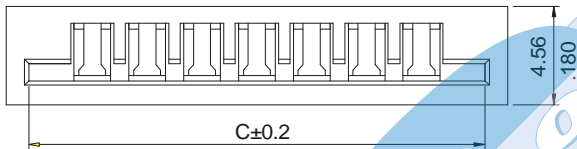



2604 SERIES. 2.54mm(0.100"). Straight Connector. For PCB Solder

Features

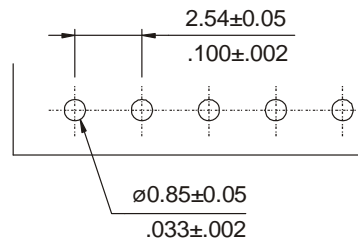
- Available in 6 through 27 circuits
- Insulator Material: Glass-filled polyester UL 94V-0
- Low insertion force
- Tin lead plated contact. High reliability
- Accommodates 0.30mm thickness FFC/FPC
- Colour: Black

Dimensional Information

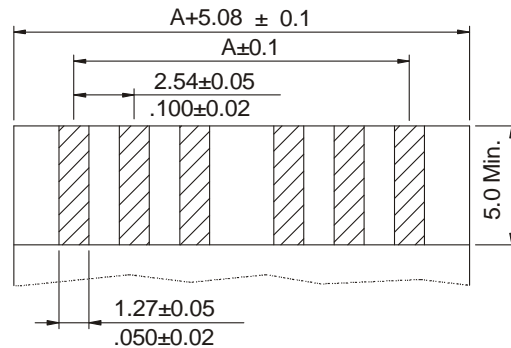


Ordering and Dimensional Information

Circuit Size	Part Number	Dimensions		
		A	B	C
06	2604-2061	12,70(0,500)	20,40(0,803)	18,38(0,724)
07	2604-2071	15,24(0,600)	22,94(0,903)	20,92(0,824)
08	2604-2081	17,78(0,700)	25,48(1,003)	23,46(0,924)
09	2604-2091	20,32(0,800)	28,02(1,103)	26,00(1,024)
10	2604-2101	22,86(0,900)	30,56(1,203)	28,54(1,124)
11	2604-2111	25,40(1,000)	33,10(1,303)	31,08(1,224)
12	2604-2121	27,94(1,100)	35,64(1,403)	33,62(1,324)
13	2604-2131	30,48(1,200)	38,18(1,503)	36,16(1,424)
14	2604-2141	33,02(1,300)	40,72(1,603)	38,70(1,524)
15	2604-2151	35,56(1,400)	43,26(1,703)	41,24(1,624)
16	2604-2161	38,10(1,500)	45,80(1,803)	43,78(1,724)
17	2604-2171	40,64(1,600)	48,34(1,903)	46,32(1,824)
18	2604-2181	43,18(1,700)	50,88(2,003)	48,86(1,924)
19	2604-2191	45,72(1,800)	53,42(2,103)	51,40(2,024)
20	2604-2201	48,26(1,900)	55,96(2,203)	53,94(2,124)
21	2604-2211	50,80(2,000)	58,50(2,303)	56,48(2,224)
22	2604-2221	53,34(2,100)	61,04(2,403)	59,02(2,324)
23	2604-2231	55,88(2,200)	63,58(2,503)	61,56(2,424)
24	2604-2241	58,42(2,300)	66,12(2,603)	64,10(2,524)
25	2604-2251	60,96(2,400)	68,66(2,703)	66,64(2,624)
26	2604-2261	63,50(2,500)	71,20(2,803)	69,18(2,724)
27	2604-2271	66,04(2,600)	73,74(2,903)	71,72(2,824)



Recommended P.C. Board Layout



Accommodated FFC / FPC

(Thickness: 0.3mm)