

# DUAL ROW POLARISED FEMALE HEADER

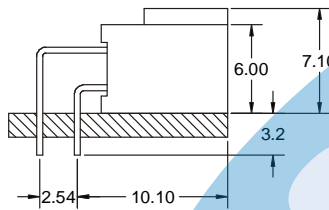
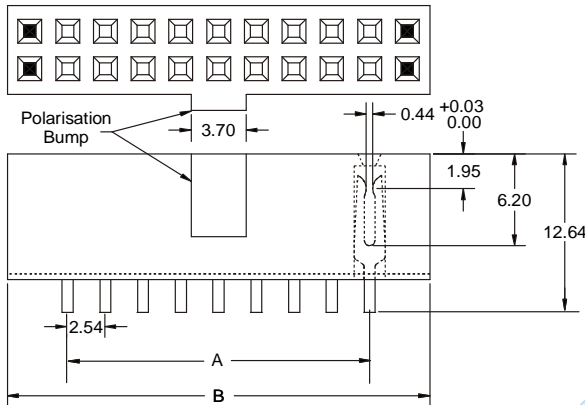


## 5459 SERIES. 2.54 x 2.54mm(0.100 X 0.100"). Right Angle.

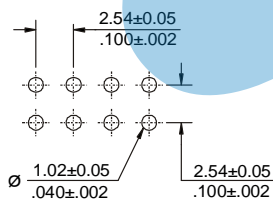
### Features

- Available in 6, 8, 10, 14, 16, 20, 24, 26, 30, 34, 40, 44, 48, 50, 60 and 64 circuits
- Mates with 5446, 5447 series and 2.54mm dual row and 0.64mm square pin headers
- Insulator Material: P.B.T. UL 94V-0
- High quality dual beam phosphor bronze contacts
- Different plating options are available
- With polarisation bump
- For other options consult the Sales Office

### Dimensional Information



### RECOMMENDED HOLE PATTERN



### Ordering and Dimensional Information

Circuit Size	Part Number	Dimensions	
		A	B
06	5459-T061	5,08(0,200)	12,62(0,497)
08	5459-T081	7,62(0,300)	15,16(0,597)
10	5459-T101	10,16(0,400)	17,70(0,697)
14	5459-T141	15,24(0,600)	22,78(0,897)
16	5459-T161	17,78(0,700)	25,32(0,997)
20	5459-T201	22,86(0,900)	30,40(1,197)
24	5459-T241	27,94(1,100)	35,48(1,397)
26	5459-T261	30,48(1,200)	38,02(1,497)
30	5459-T301	35,56(1,400)	43,10(1,697)
34	5459-T341	40,64(1,600)	48,18(1,897)
40	5459-T401	48,26(1,900)	55,80(2,197)
44	5459-T441	53,34(2,100)	60,88(2,397)
48	5459-T481	58,42(2,300)	65,96(2,597)
50	5459-T501	60,96(2,400)	68,50(2,697)
60	5459-T601	73,66(2,900)	81,20(3,197)
64	5459-T641	78,74(3,100)	86,28(3,397)

### T = Contact Plating

- T = 2. Tin plated
- T = 3. Gold flash over 50µ" nickel  
Recommended Finish
- T = 5. 15µ" gold over 50µ" nickel
- T = 6. 30µ" gold over 50µ" nickel
- T = 13. Selective gold flash over 50µ" nickel
- T = 15. 15µ" selective gold over 50µ" nickel
- T = 16. 30µ" selective gold over 50µ" nickel

