

2.54mm SINGLE ROW FEMALE HEADER

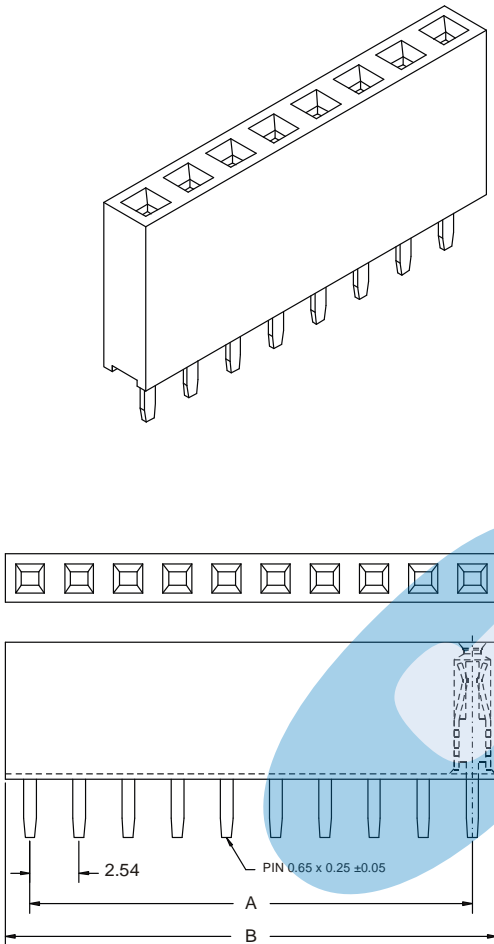


2596 SERIES. 2.54mm(0.100"). For PCB Solder

Features

- Available in 3 through 40 circuits
- Insulator Material: Glass filled polyester UL 94V-0
- Mates with 2.54mm pitch and 0.64mm pin headers
- Low profile and high density PCB socket
- Height: 7.10mm
- High quality dual beam phosphor bronze contacts
- Different plating options are available
- Colour: Black

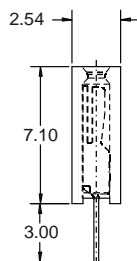
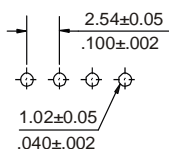
Dimensional Information:



Ordering and Dimensional Information:

Circuit Size	Part Number	Dimensions	
		A	B
03	2596-T031	5,08(0,200)	7,62(0,300)
04	2596-T041	7,62(0,300)	10,16(0,400)
05	2596-T051	10,16(0,400)	12,70(0,500)
06	2596-T061	12,70(0,500)	15,24(0,600)
07	2596-T071	15,24(0,600)	17,78(0,700)
08	2596-T081	17,78(0,700)	20,32(0,800)
09	2596-T091	20,32(0,800)	22,86(0,900)
10	2596-T101	22,86(0,900)	25,40(1,000)
11	2596-T111	25,40(1,000)	27,94(1,100)
12	2596-T121	27,94(1,100)	30,48(1,200)
13	2596-T131	30,48(1,200)	33,02(1,300)
14	2596-T141	33,02(1,300)	35,56(1,400)
15	2596-T151	35,56(1,400)	38,10(1,500)
16	2596-T161	38,10(1,500)	40,64(1,600)
17	2596-T171	40,64(1,600)	43,18(1,700)
18	2596-T181	43,18(1,700)	45,72(1,800)
19	2596-T191	45,72(1,800)	48,26(1,900)
20	2596-T201	48,26(1,900)	50,80(2,000)
21	2596-T211	50,80(2,000)	53,34(2,100)
22	2596-T221	53,34(2,100)	55,88(2,200)
23	2596-T231	55,88(2,200)	58,42(2,300)
24	2596-T241	58,42(2,300)	60,96(2,400)
25	2596-T251	60,96(2,400)	63,50(2,500)
26	2596-T261	63,50(2,500)	66,04(2,600)
27	2596-T271	66,04(2,600)	68,58(2,700)
28	2596-T281	68,58(2,700)	71,12(2,800)
29	2596-T291	71,12(2,800)	73,66(2,900)
30	2596-T301	73,66(2,900)	76,20(3,000)
31	2596-T311	76,20(3,000)	78,74(3,100)
32	2596-T321	78,74(3,100)	81,28(3,200)
33	2596-T331	81,28(3,200)	83,82(3,300)
34	2596-T341	83,82(3,300)	86,36(3,400)
35	2596-T351	86,36(3,400)	88,90(3,500)
36	2596-T361	88,90(3,500)	91,44(3,600)
37	2596-T371	91,44(3,600)	93,98(3,700)
38	2596-T381	93,98(3,700)	96,52(3,800)
39	2596-T391	96,52(3,800)	99,06(3,900)
40	2596-T401	99,06(3,900)	101,60(4,000)

RECOMMENDED HOLE PATTERN



T = Contact Plating

- T = 2. Tin plated
- T = 3. Gold flash over 50µ" nickel
Recommended Finish
- T = 5. 15µ" gold over 50µ" nickel
- T = 6. 30µ" gold over 50µ" nickel
- T = 13. Selective gold flash over 50µ" nickel
- T = 15. 15µ" selective gold over 50µ" nickel
- T = 16. 30µ" selective gold over 50µ" nickel