

DUAL ROW RIGHT ANGLE BOX HEADER

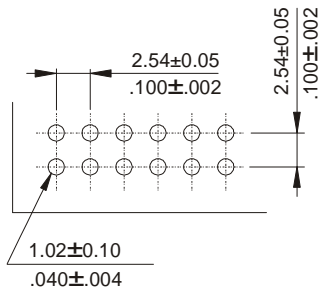
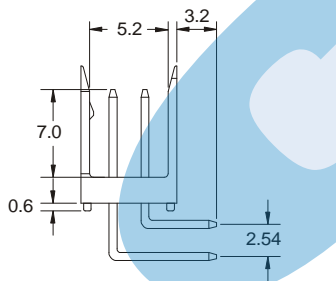
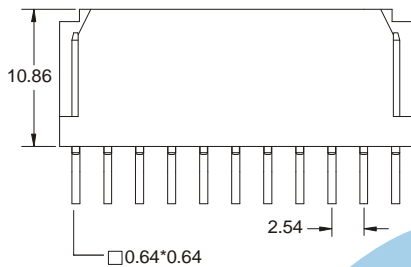
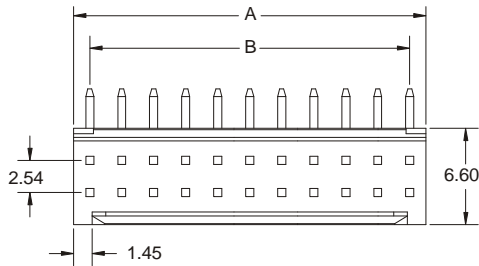


2348 SERIES. 2.54mm(0.100"). For PCB Solder.Two Wall

Features

- Available in 4 through 40 circuits
- Insulator Material: PBT, UL 94V-0
- Contact Material: 0.64mm(.025") square pin in Brass
- Polarised with locking ramp

Dimensional Information



RECOMMENDED HOLE PATTERN

Dimensional and Ordering Information

| Circuit Size | Part Number | Dimensions | |
|--------------|------------------|--------------|--------------|
| | | A | B |
| 04 | 2348-T041 | 5,08(0,200) | 2,54(0,100) |
| 06 | 2348-T061 | 7,62(0,300) | 5,08(0,200) |
| 08 | 2348-T081 | 10,16(0,400) | 7,62(0,300) |
| 10 | 2348-T101 | 12,70(0,500) | 10,16(0,400) |
| 12 | 2348-T121 | 15,24(0,600) | 12,70(0,500) |
| 14 | 2348-T141 | 17,78(0,700) | 15,24(0,600) |
| 16 | 2348-T161 | 20,32(0,800) | 17,78(0,700) |
| 18 | 2348-T181 | 22,86(0,900) | 20,32(0,800) |
| 20 | 2348-T201 | 25,40(1,000) | 22,86(0,900) |
| 22 | 2348-T221 | 27,94(1,100) | 25,40(1,000) |
| 24 | 2348-T241 | 30,48(1,200) | 27,94(1,100) |
| 26 | 2348-T261 | 33,02(1,300) | 30,48(1,200) |
| 28 | 2348-T281 | 35,56(1,400) | 33,02(1,300) |
| 30 | 2348-T301 | 38,10(1,500) | 35,56(1,400) |
| 32 | 2348-T321 | 40,64(1,600) | 38,10(1,500) |
| 34 | 2348-T341 | 43,18(1,700) | 40,64(1,600) |
| 36 | 2348-T361 | 45,72(1,800) | 43,18(1,700) |
| 38 | 2348-T381 | 48,26(1,900) | 45,72(1,800) |
| 40 | 2348-T401 | 50,80(2,000) | 48,26(1,900) |

T = Plating Options

- T = 2. Tin Plated.
- T = 3. Gold flash over 30-50µ" nickel overall
- T = 5. 15µ" gold over 30-50µ" nickel overall
- T = 6. 30µ" gold over 30-50µ" nickel overall

Recommended Finish