

SMT DUAL INSULATOR STRAIGHT HEADER

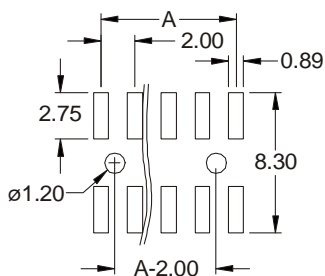
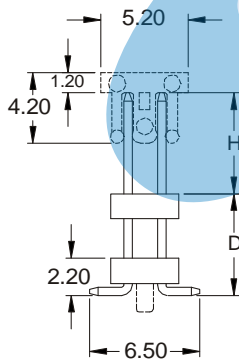
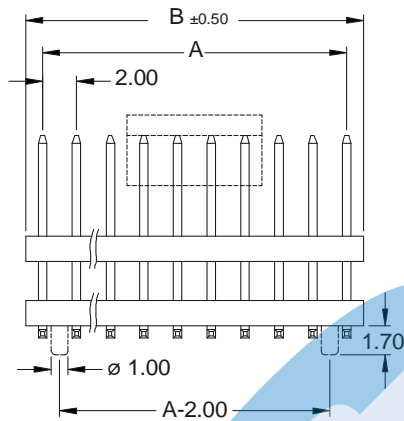
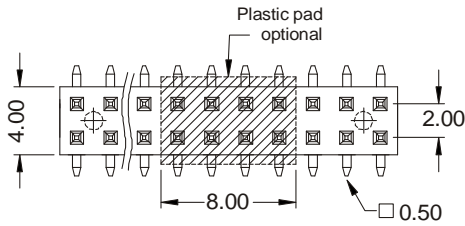


2177 SERIES. 2.00 mm. (0.079"). For PCB Solder

Features

- Available in 6 through 50 circuits
- Insulator Material: Nylon 6T UL 94V-0
- Mates with 2.00 mm(.079") dual row sockets
- Available With or without PCB fixing post
- Different pin length and plating options are available
- 0.50mm(.197") square pin in copper alloy
- For other options consult the Sales Office

Dimensional Information



Recommended Hole Pattern

Ordering and Dimensional Information

2177 - T- XX- P- C- E
 1 2 3 4 5 6

1. SERIES

2. T = Contact Plating

- T = 2. Tin plated
- T = 3. Gold flash over 50µ" nickel.
- Recommended Finish
- T = 5. 15µ" gold over 50µ" nickel
- T = 6. 30µ" gold over 50µ" nickel
- T = 13. Selective gold flash over 50µ" nickel.
- T = 15. 15µ" selective gold over 50µ" nickel
- T = 16. 30µ" selective gold over 50µ" nickel

3. (XX) Circuit Size

- Available in 6 through 50 circuits

4. P = Fixing post

- P = 1. Without fixing post
- P = 2. With fixing post

5. C = Pin length

- C = 1. H = 4.00 mm. D = 10.00 mm.
- C = 2. H = 4.00 mm. D = 17.35 mm.
- C = 3. H = 3.00 mm. D = 11.00 mm.

6. (E)Packing Options

- E = 1. Tube + Plastic Pad
- E = 2. Reel + Plastic Pad

DIMENSIONS: (In mm.)

$$A = 2.00 \left(\frac{XX}{2} - 1 \right) \quad B = 2.00 \left(\frac{XX}{2} \right)$$

XX = Number of circuits