

2.00mm RIGHT ANGLE SHROUDED HEADER

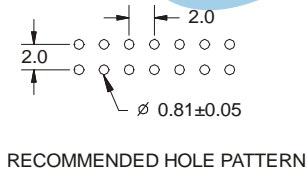
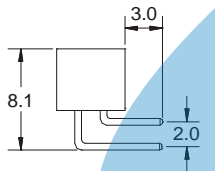
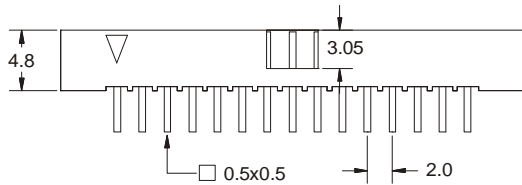
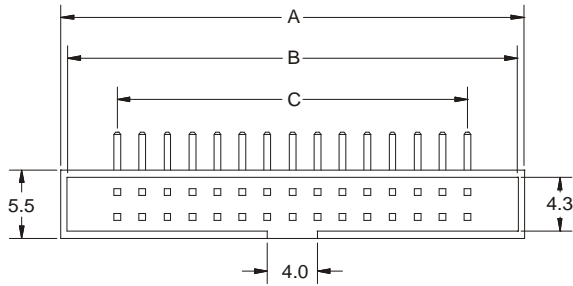


4437 SERIES. 2.00 x 2.00mm(0.079 x 0.079"). Low Profile. For PCB Solder

Features

- Available in 6, 8, 10, 12, 14, 16, 20, 22, 24, 26, 30, 34, 36, 40, 44 and 50 circuits
- Insulator Material : Nylon 6T UL 94V-0
- Low profile. Fully shrouded
- 0.50mm square pin. Different plating options are available
- Mates with 2051 series IDC connector

Dimensional Information



Ordering and Dimensional Information

Circuit Size	Part Number	Dimensions		
		A	B	C
6	4437-T060	13.10(0.516)	12.10(0.476)	4.00(0.157)
8	4437-T080	15.10(0.594)	14.10(0.555)	6.00(0.236)
10	4437-T100	17.10(0.673)	16.10(0.633)	8.00(0.315)
12	4437-T120	19.10(0.751)	18.10(0.712)	10.00(0.394)
14	4437-T140	21.10(0.830)	20.10(0.791)	12.00(0.472)
16	4437-T160	23.10(0.909)	22.10(0.870)	14.00(0.551)
20	4437-T200	27.10(1.066)	26.10(1.027)	16.00(0.630)
22	4437-T220	29.10(1.144)	28.10(1.106)	20.00(0.787)
24	4437-T240	31.10(1.224)	30.10(1.185)	22.00(0.866)
26	4437-T260	33.10(1.303)	32.10(1.263)	24.00(0.945)
30	4437-T300	37.10(1.460)	36.10(1.421)	28.00(1.102)
34	4437-T340	41.10(1.618)	40.10(1.578)	32.00(1.260)
36	4437-T360	43.10(1.696)	42.10(1.657)	34.00(1.339)
40	4437-T400	47.10(1.854)	46.10(1.814)	38.00(1.496)
44	4437-T440	51.10(2.011)	50.10(1.972)	42.00(1.654)
50	4437-T500	57.10(2.248)	56.10(2.208)	48.00(1.890)

T = Contact Plating

- T = 2. Tin plated.
 - T = 3. Gold flash over 50μ" nickel.
- Recommended Finish
- T = 5. 15μ" gold over 50μ" nickel
 - T = 6. 30μ" gold over 50μ" nickel

