

# DIN 41612 EUROCARD CONNECTORS



## SERIE 2330. Vertical Female Type Half C Connectors.

Circuit Size	Configuration	CÓDIGOS			
		PCB Solder 4 mm	Wrap post tail length 13 mm	Wrap post tail length 17 mm	Soldar cable
16	a	2330 - T061	2330 - T063	2330 - T067	2330 - T068
16	a + c	2330 - T161	2330 - T163	2330 - T167	2330 - T168
24	a + b + c	2330 - T241	2330 - T243	2330 - T247	2330 - T248
32	a + b	2330 - T021	2330 - T023	2330 - T027	2330 - T028
32	a + c	2330 - T321	2330 - T323	2330 - T327	2330 - T328
48	a + b + c	2330 - T481	2330 - T483	2330 - T487	2330 - T488

Available with press-in contacts (Consult with the Sales Office)

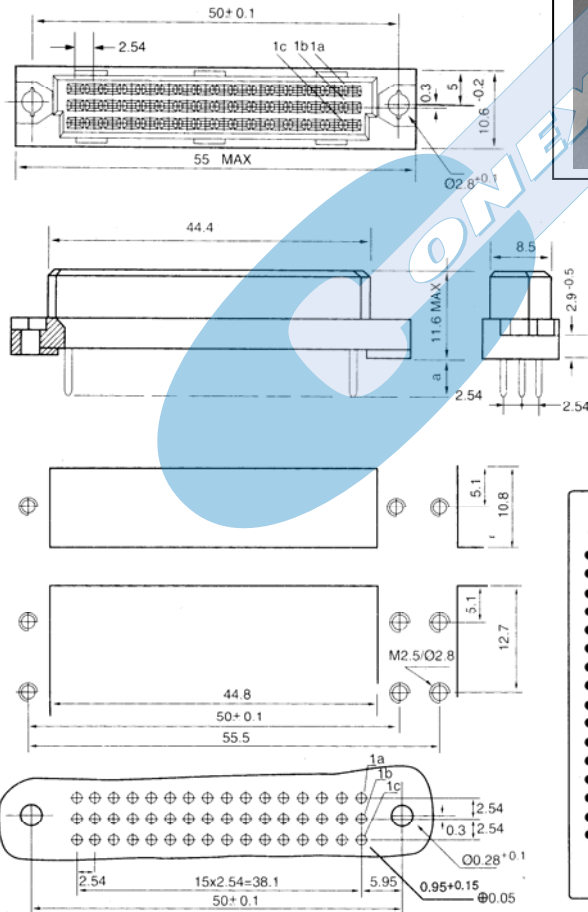

a	0.3 x 0.63
4	PCB Solder

a	0.6 x 0.69
13	Wrap post


a	0.6 x 0.69
17	Wrap post

T = Plating and class connector

- T = 3. 0.20 μm over 1.27 μm Ni. 200 cycles class 2B
- T = 4. 0.38 μm over 1.27 μm Ni. 400 cycles class 2
- T = 5. 0.76 μm over 1.27 μm Ni. 500 cycles class 1



### CONTACT ARRANGEMENT



### RECOMMENDED HOLE PATTERN