

S/ ROW BREAKAWAY RIGHT ANGLE HEADER

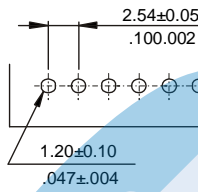
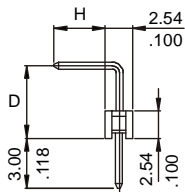
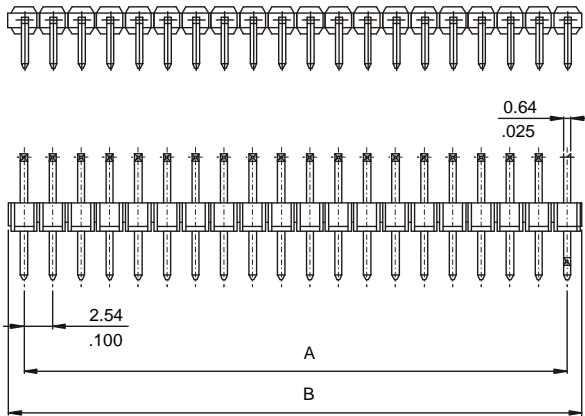


2542 SERIES. 2.54mm(0.100"). For PCB Solder

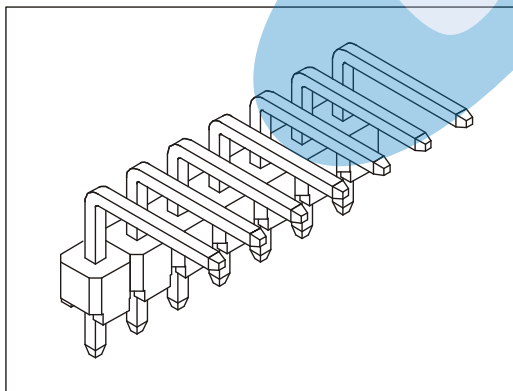
Features

- Available in 2 through 40 circuits
- Insulator material: Thermoplastic UL 94V-0
- Mates with 2.54mm single row housing and socket
- Different plating options are available
- Easy breakaway to desired circuit size
- 0.64mm square pin in copper alloy
- Different pin lengths are available
- For other options consult the Sales Office

Dimensional Information



RECOMMENDED HOLE PATTERN



C = Pin Length

- C = 1. Dim. H = 7.85mm ; D = 6.00mm
- C = 2. Dim. H = 3.20mm ; D = 6.00mm
- C = 3. Dim. H = 6.00mm ; D = 6.00mm
- C = 4. Dim. H = 7.00mm ; D = 6.00mm
- C = 5. Dim. H = 6.00mm ; D = 4.80mm
- C = 6. Dim. H = 7.00mm ; D = 4.80mm
- C = 7. Dim. H = 7.85 mm. ; D = 8.50mm
- C = 8. Dim. H = 3.20 mm. ; D = 8.50mm

Ordering and Dimensional Information

Circuit Size	Part Number	Dimensions	
		A	B
02	2542-T02C	2,54(0,100)	5,08(0,200)
03	2542-T03C	5,08(0,200)	7,62(0,300)
04	2542-T04C	7,62(0,300)	10,16(0,400)
05	2542-T05C	10,16(0,400)	12,70(0,500)
06	2542-T06C	12,70(0,500)	15,24(0,600)
07	2542-T07C	15,24(0,600)	17,78(0,700)
08	2542-T08C	17,78(0,700)	20,32(0,800)
09	2542-T09C	20,32(0,800)	22,86(0,900)
10	2542-T10C	22,86(0,900)	25,40(1,000)
11	2542-T11C	25,40(1,000)	27,94(1,100)
12	2542-T12C	27,94(1,100)	30,48(1,200)
13	2542-T13C	30,48(1,200)	33,02(1,300)
14	2542-T14C	33,02(1,300)	35,56(1,400)
15	2542-T15C	35,56(1,400)	38,10(1,500)
16	2542-T16C	38,10(1,500)	40,64(1,600)
17	2542-T17C	40,64(1,600)	43,18(1,700)
18	2542-T18C	43,18(1,700)	45,72(1,800)
19	2542-T19C	45,72(1,800)	48,26(1,900)
20	2542-T20C	48,26(1,900)	50,80(2,000)
21	2542-T21C	50,80(2,000)	53,34(2,100)
22	2542-T22C	53,34(2,100)	55,88(2,200)
23	2542-T23C	55,88(2,200)	58,42(2,300)
24	2542-T24C	58,42(2,300)	60,96(2,400)
25	2542-T25C	60,96(2,400)	63,50(2,500)
26	2542-T26C	63,50(2,500)	66,04(2,600)
27	2542-T27C	66,04(2,600)	68,58(2,700)
28	2542-T28C	68,58(2,700)	71,12(2,800)
29	2542-T29C	71,12(2,800)	73,66(2,900)
30	2542-T30C	73,66(2,900)	76,20(3,000)
31	2542-T31C	76,20(3,000)	78,74(3,100)
32	2542-T32C	78,74(3,100)	81,28(3,200)
33	2542-T33C	81,28(3,200)	83,82(3,300)
34	2542-T34C	83,82(3,300)	86,36(3,400)
35	2542-T35C	86,36(3,400)	88,90(3,500)
36	2542-T36C	88,90(3,500)	91,44(3,600)
37	2542-T37C	91,44(3,600)	93,98(3,700)
38	2542-T38C	93,98(3,700)	96,52(3,800)
39	2542-T39C	96,52(3,800)	99,06(3,900)
40	2542-T40C	99,06(3,900)	101,60(4,000)

T = Contact Plating

- T = 2. Tin plated
- T = 3. Gold flash over 50µ" nickel
Recommended Finish
- T = 5. 15µ" gold over 50µ" nickel
- T = 6. 30µ" gold over 50µ" nickel
- T = 13. Selective gold flash over 30-50µ" nickel
- T = 15. 15µ" selective gold over 30-50µ" nickel
- T = 16. 30µ" selective gold over 30-50µ" nickel